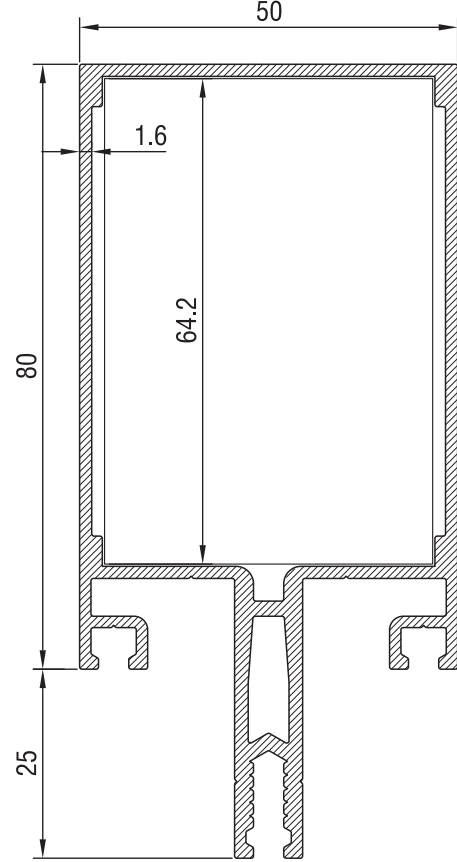
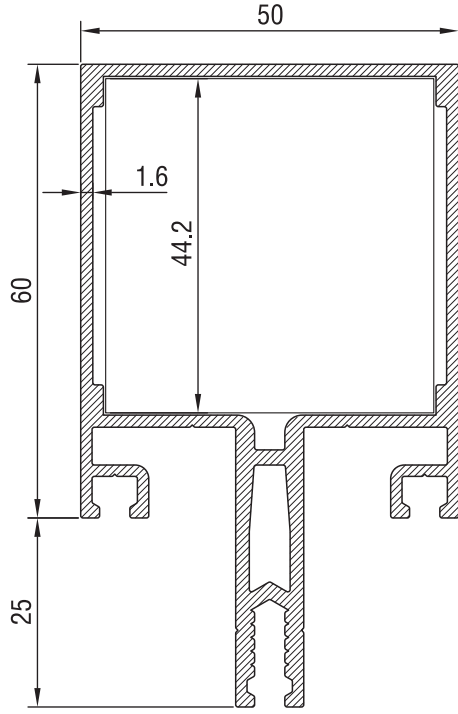
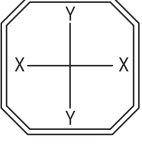


DEM - 50F

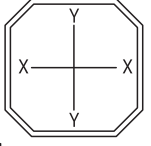
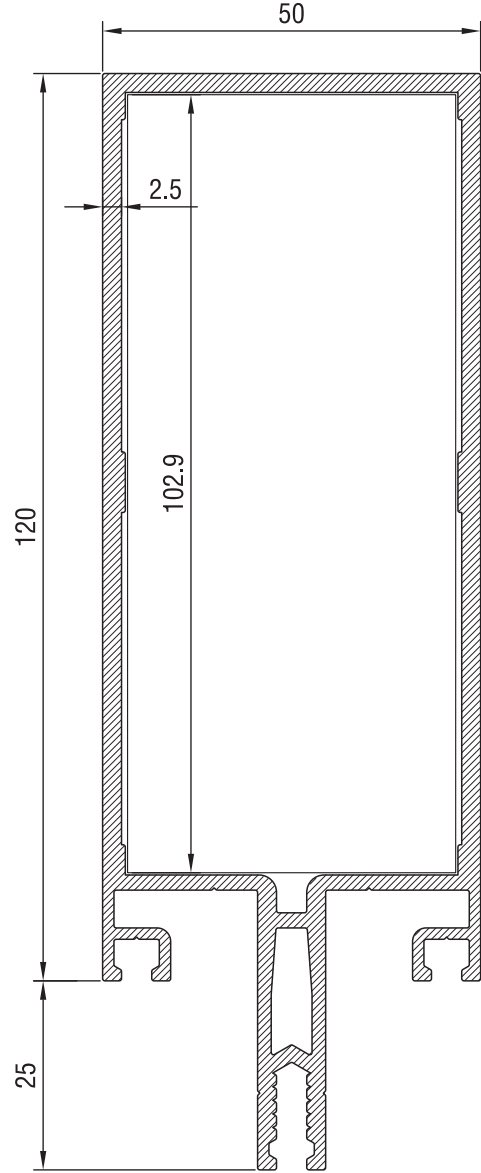
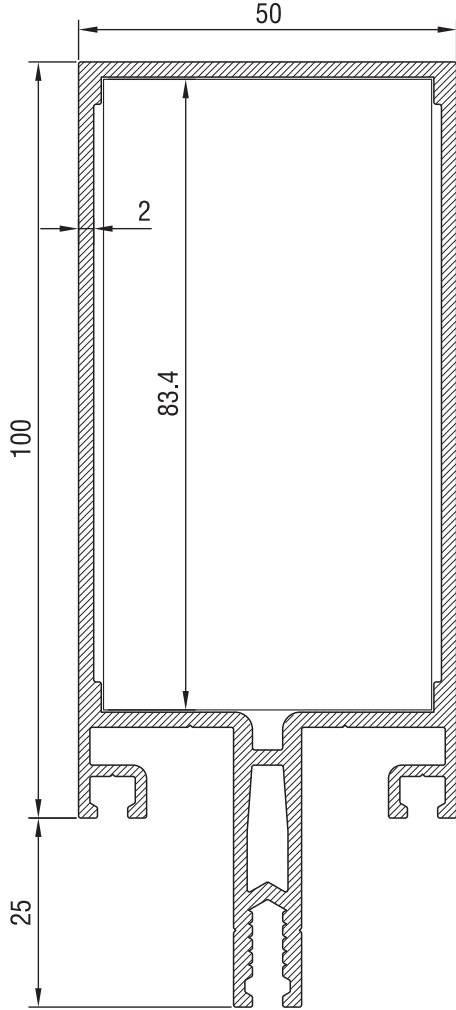


Profil Kodu / Profile Code	F50.M06.16
Profil Ağırlığı / Profile Weight	1.530 kg/mt
Ix: 36.169 cm ⁴	Iy: 16.791 cm ⁴
Düşey Bağlantı Aksesuarı / Mullion Connection Part	
A: MB01.442	
Yatay Bağlantı Aksesuarı / Transom Connection Part	
A: TB01.442	

Profil Kodu / Profile Code	F50.M08.16
Profil Ağırlığı / Profile Weight	1.704 kg/mt
Ix: 66.269 cm ⁴	Iy: 20.540 cm ⁴
Düşey Bağlantı Aksesuarı / Mullion Connection Part	
A: MB01.642	
Yatay Bağlantı Aksesuarı / Transom Connection Part	
A: TB01.642	

DEM - 50F

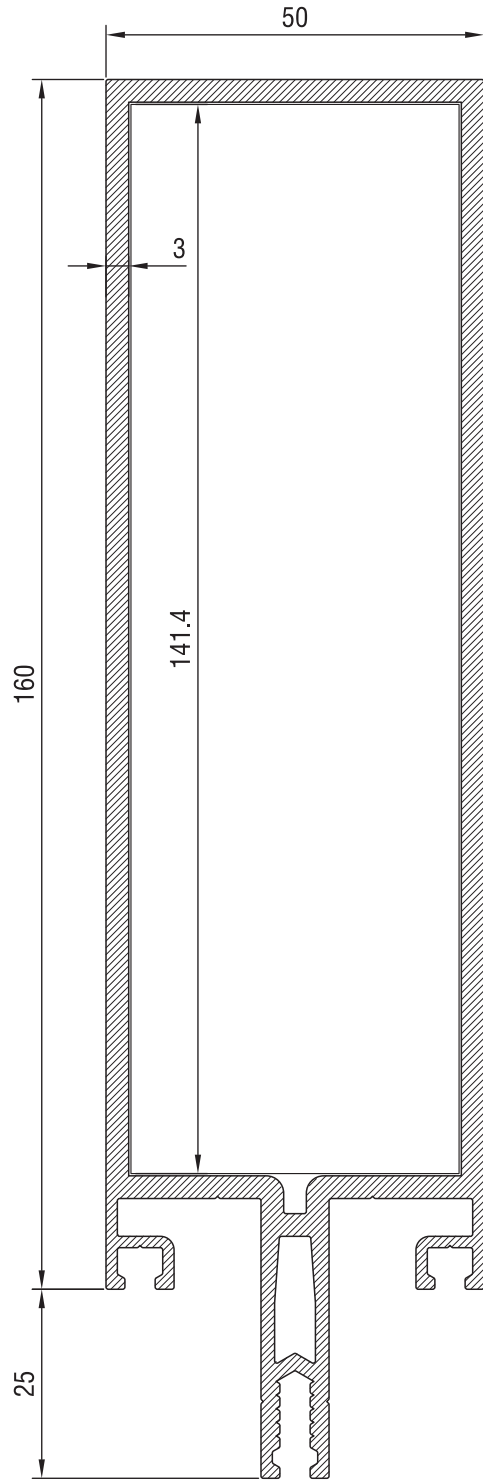
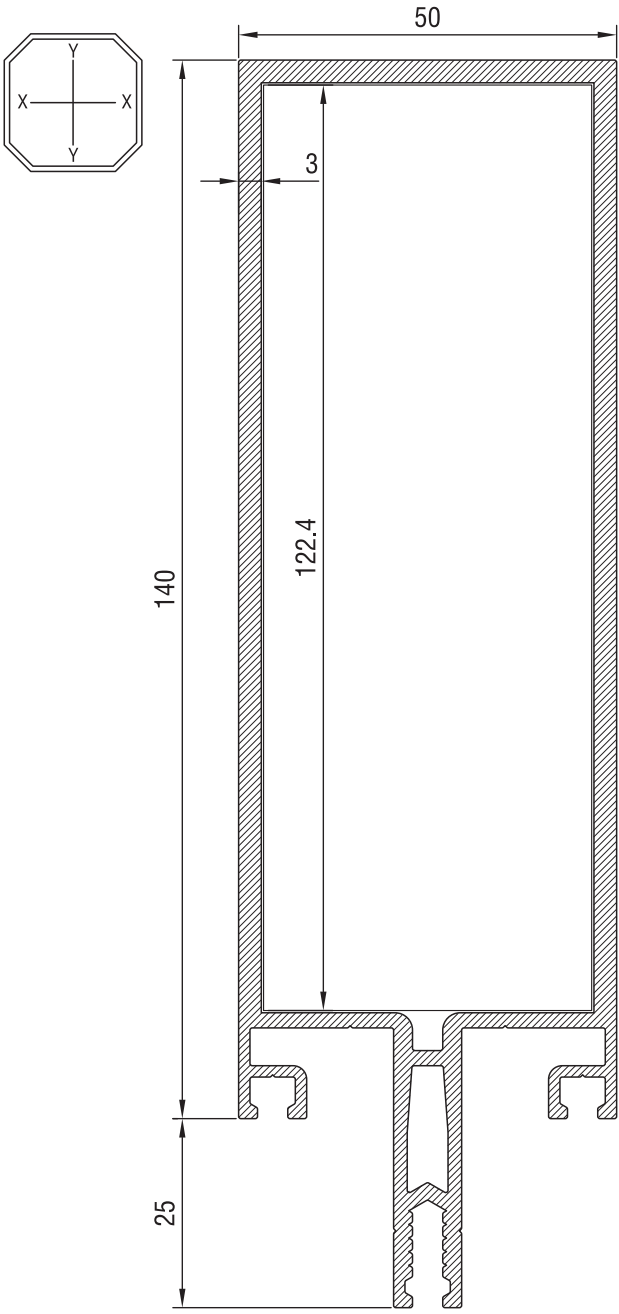
DÜŞEY PROFİLLER / MULLION PROFILES



Profil Kodu / Profile Code	F50.M10.20
Profil Ağırlığı / Profile Weight	2.137 kg/mt
Ix: 121.629 cm ⁴	Iy: 28.205 cm ⁴
Düşey Bağlantı Aksesuarı / Mullion Connection Part	
A: MB01.834	
Yatay Bağlantı Aksesuarı / Transom Connection Part	
A: TB01.834	

Profil Kodu / Profile Code	F50.M12.25
Profil Ağırlığı / Profile Weight	2.697 kg/mt
Ix: 206.851 cm ⁴	Iy: 38.573 cm ⁴
Düşey Bağlantı Aksesuarı / Mullion Connection Part	
A: MB01.1029	
Yatay Bağlantı Aksesuarı / Transom Connection Part	
A: TB01.1029	



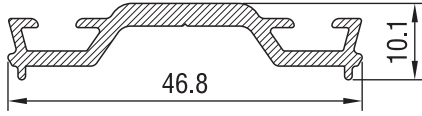
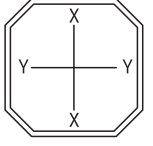


Profil Kodu / Profile Code	F50.M14.30
Profil Ağırlığı / Profile Weight	3.320 kg/mt
Ix: 326.405 cm ⁴	Iy: 49.923 cm ⁴
Düşey Bağlantı Aksesuarı / Mullion Connection Part	
A: MB01.1224	
Yatay Bağlantı Aksesuarı / Transom Connection Part	
A: TB01.1224	

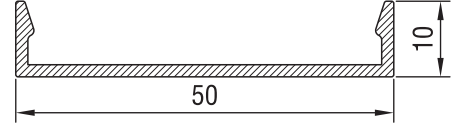
Profil Kodu / Profile Code	F50.M16.30
Profil Ağırlığı / Profile Weight	3.778 kg/mt
Ix: 467.878 cm ⁴	Iy: 57.271 cm ⁴
Düşey Bağlantı Aksesuarı / Mullion Connection Part	
A: MB01.1414	
Yatay Bağlantı Aksesuarı / Transom Connection Part	
A: TB01.1414	

DEM - 50F

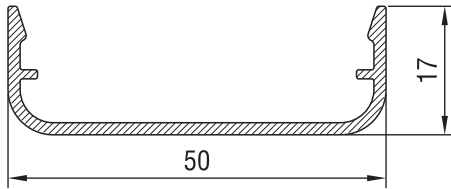
BASKI KAPAK PROFİLLERİ / COVER CAP PROFILES



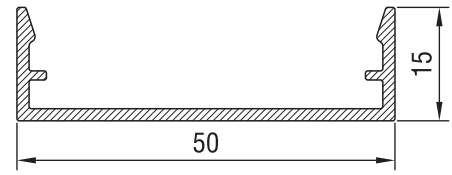
Profil Kodu / Profile Code	F50.P10.01
Profil Ağırlığı / Profile Weight	0.379 kg/mt



Profil Kodu / Profile Code	F50.P10.02
Profil Ağırlığı / Profile Weight	0.267 kg/mt

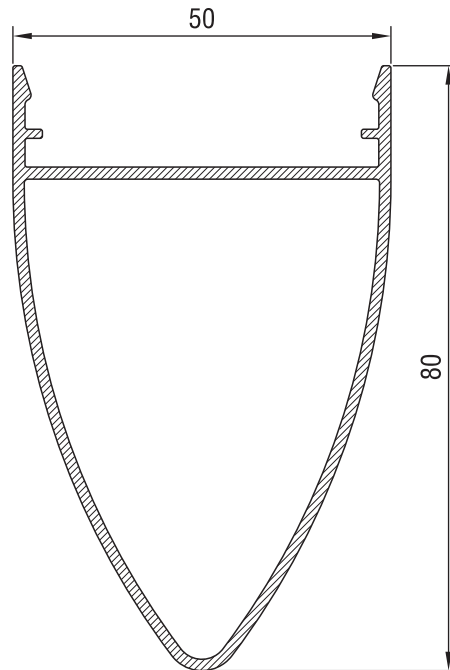


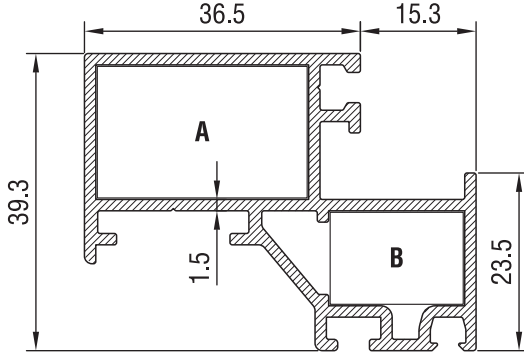
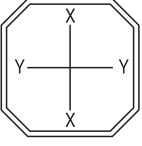
Profil Kodu / Profile Code	F50.P17.01
Profil Ağırlığı / Profile Weight	0.323 kg/mt



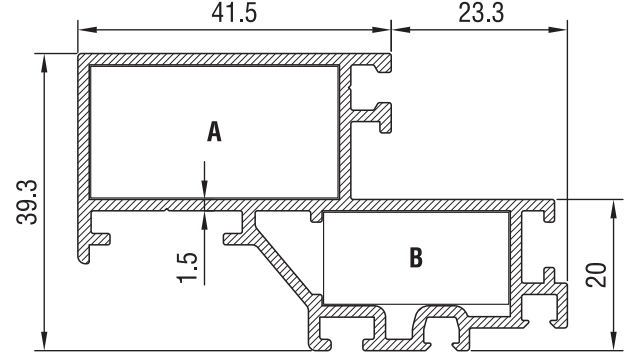
Profil Kodu / Profile Code	F50.P15.01
Profil Ağırlığı / Profile Weight	0.325 kg/mt

Profil Kodu / Profile Code	F50.P80.01
Profil Ağırlığı / Profile Weight	0.903 kg/mt

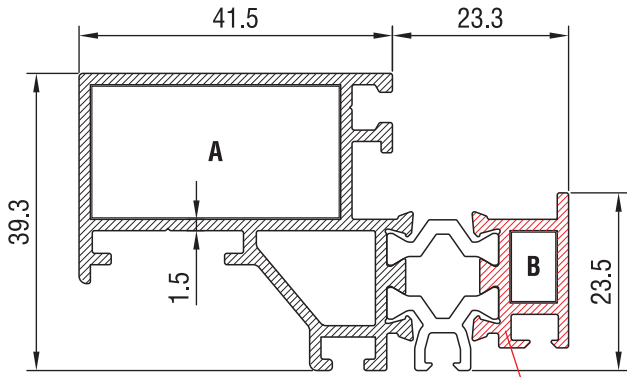




Profil Kodu / Profile Code	F50.V36.15
Profil Ağırlığı / Profile Weight	0.875 kg/mt
Ix: 8.683 cm ⁴	Iy: 4.843 cm ⁴
Kullanılan Köşe Takozları / Corner Cleats	
A: KT08.278	B: KT09.176

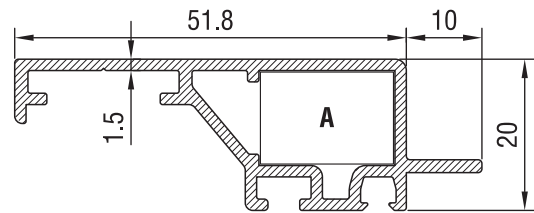


Profil Kodu / Profile Code	F50.V41.15
Profil Ağırlığı / Profile Weight	1.017 kg/mt
Ix: 13.846 cm ⁴	Iy: 5.714 cm ⁴
Kullanılan Köşe Takozları / Corner Cleats	
A: KT08.327	B: KT09.245



■ Siyah eloksalli.

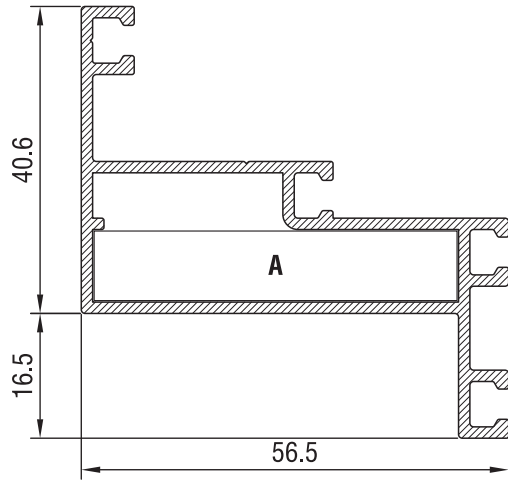
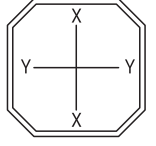
Profil Kodu / Profile Code	F50.YV41.15
Profil Ağırlığı / Profile Weight	1.195 kg/mt
Ix: 15.475 cm ⁴	Iy: 5.304 cm ⁴
Kullanılan Köşe Takozları / Corner Cleats	
A: KT08.327	B: KT10.058



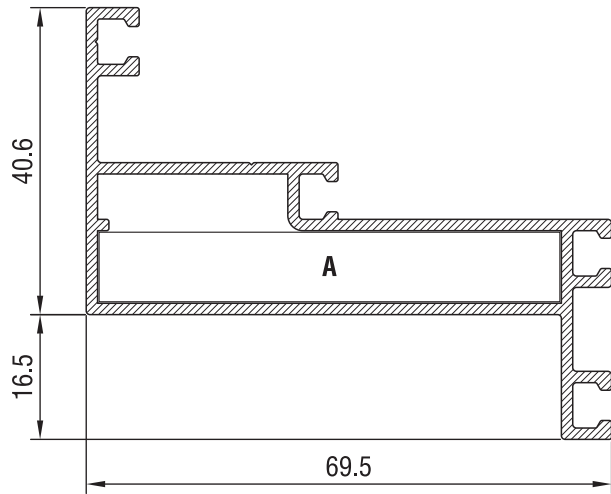
Profil Kodu / Profile Code	F50.V52.15
Profil Ağırlığı / Profile Weight	0.575 kg/mt
Ix: 6.105 cm ⁴	Iy: 1.070 cm ⁴
Kullanılan Köşe Takozları / Corner Cleats	
A: KT09.176	

DEM - 50F

KASA PROFİLLERİ / FRAME PROFILES

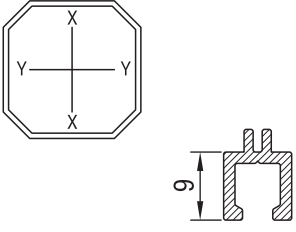


Profil Kodu / Profile Code	F50.F56.15
Profil Ağırlığı / Profile Weight	0.867 kg/mt
Ix: 13.453 cm ⁴	Iy: 5.844 cm ⁴
Kullanılan Köşe Takozları / Corner Cleats	
A: KT10.480	

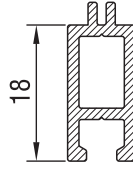


Profil Kodu / Profile Code	F50.F69.15
Profil Ağırlığı / Profile Weight	0.972 kg/mt
Ix: 22.462 cm ⁴	Iy: 6.018 cm ⁴
Kullanılan Köşe Takozları / Corner Cleats	
A: KT10.609	

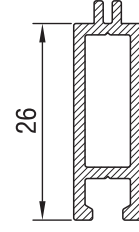




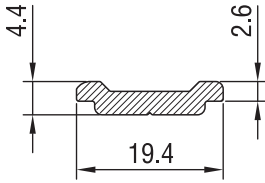
Profil Kodu / Profile Code	F50.G09.15
Profil Ağırlığı / Profile Weight	0.106 kg/mt



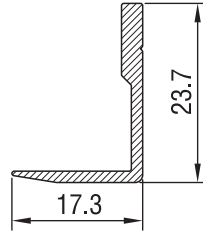
Profil Kodu / Profile Code	F50.G18.15
Profil Ağırlığı / Profile Weight	0.203 kg/mt



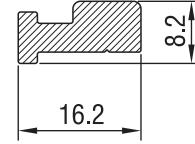
Profil Kodu / Profile Code	F50.G26.15
Profil Ağırlığı / Profile Weight	0.268 kg/mt



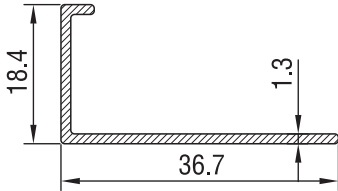
Profil Kodu / Profile Code	SR01
Profil Ağırlığı / Profile Weight	0.143 kg/mt



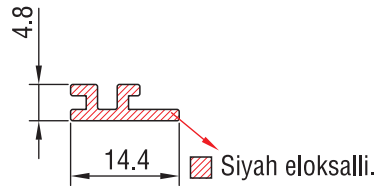
Profil Kodu / Profile Code	F50.G01.15
Profil Ağırlığı / Profile Weight	0.168 kg/mt



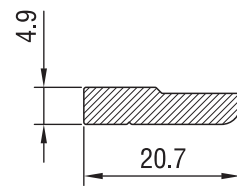
Profil Kodu / Profile Code	F50.H01
Profil Ağırlığı / Profile Weight	0.237 kg/mt



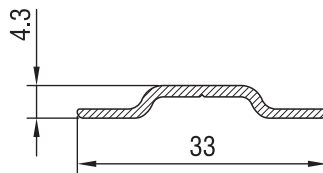
Profil Kodu / Profile Code	F50.C36.13
Profil Ağırlığı / Profile Weight	0.180 kg/mt



Profil Kodu / Profile Code	F50.A14.15
Profil Ağırlığı / Profile Weight	0.079 kg/mt



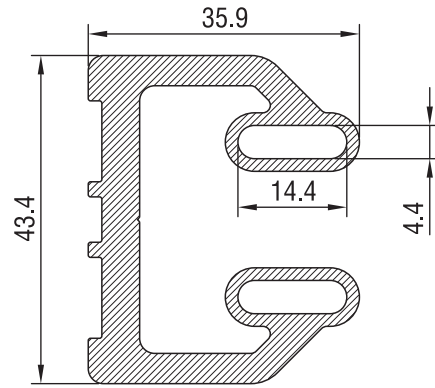
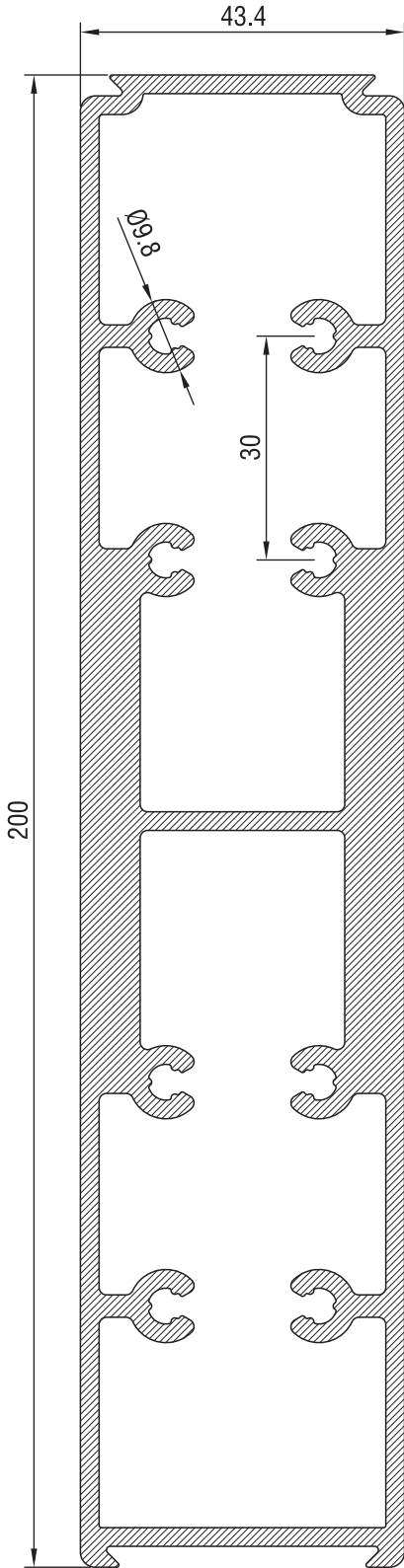
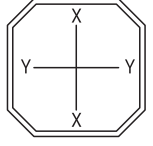
Profil Kodu / Profile Code	F50.GH01
Profil Ağırlığı / Profile Weight	0.227 kg/mt



Profil Kodu / Profile Code	F50.A33.12
Profil Ağırlığı / Profile Weight	0.110 kg/mt

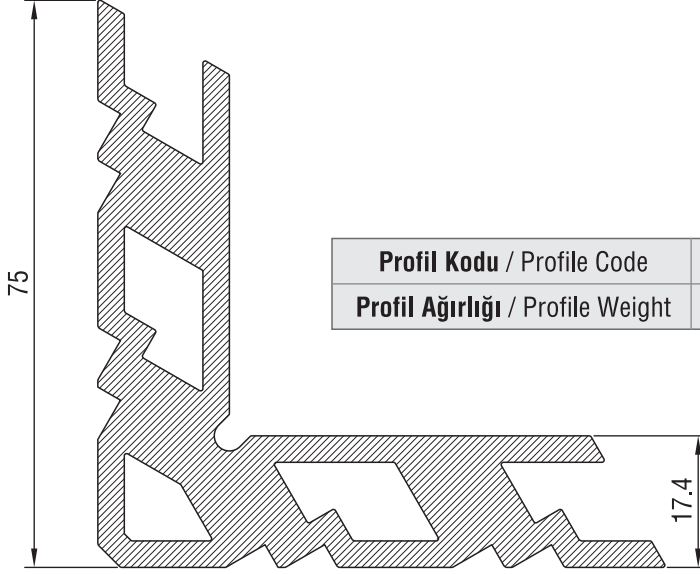
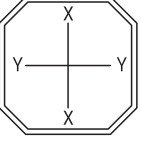
DEM - 50F

DÜŞEY ve YATAY BAĞLANTI PROFİLLERİ
MULLION and TRANSOM CONNECTION PROFILES

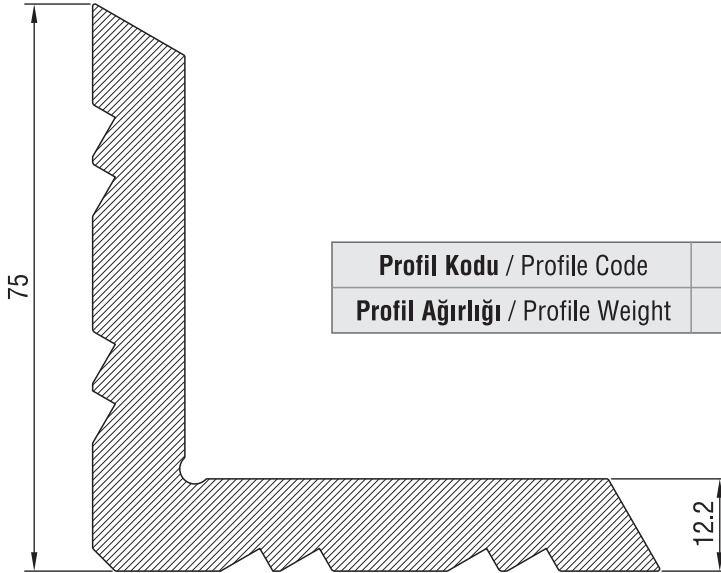


Profil Kodu / Profile Code	TB01
Profil Ağırlığı / Profile Weight	1.510 kg/mt

Profil Kodu / Profile Code	MB01
Profil Ağırlığı / Profile Weight	6.728 kg/mt



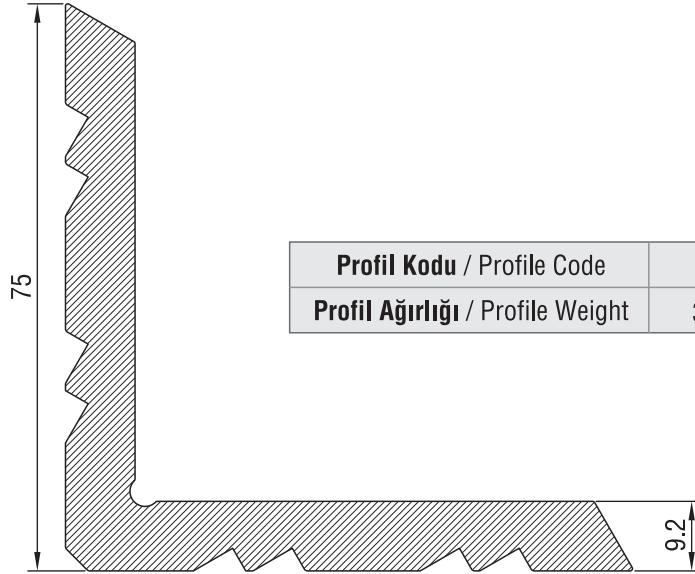
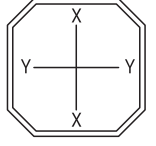
Profil Kodu / Profile Code	KT08
Profil Ağırlığı / Profile Weight	3.729 kg/mt



Profil Kodu / Profile Code	KT09
Profil Ağırlığı / Profile Weight	4.062 kg/mt

DEM - 50F

KÖŞE TAKOZ PROFİLİ / CORNER CLEAT PROFILE



Profil Kodu / Profile Code	KT10
Profil Ağırlığı / Profile Weight	3.113 kg/mt

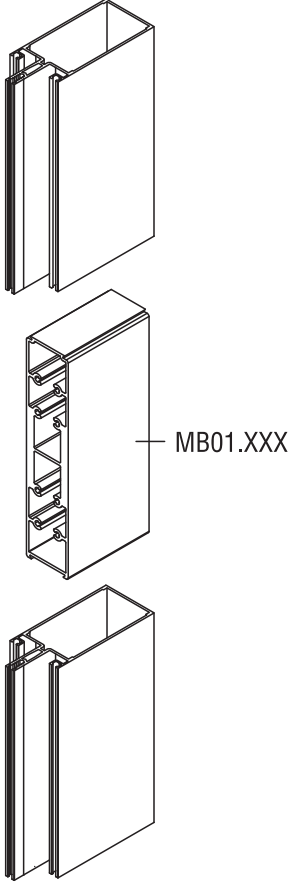


S: 1 / 1

www.aludem.com

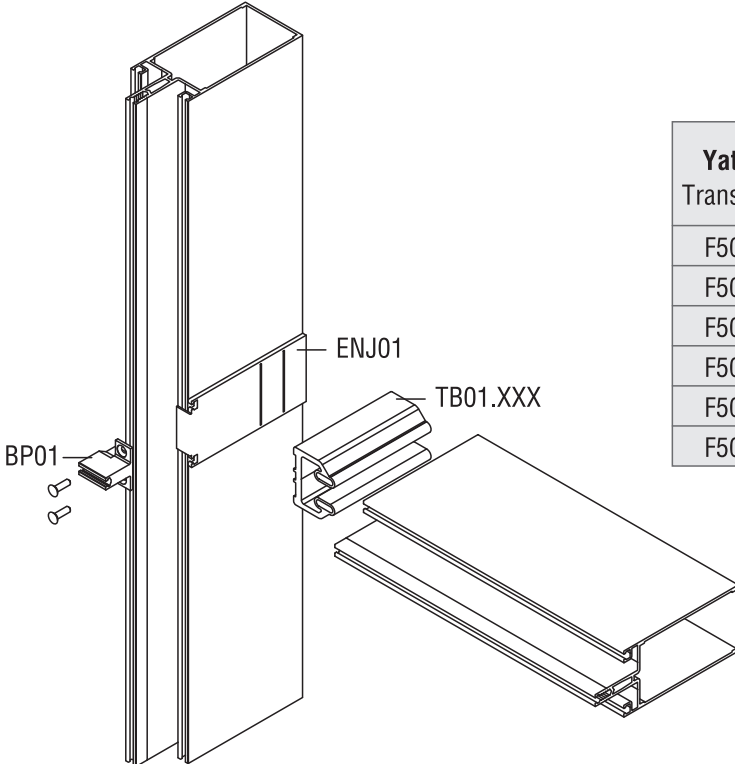
Profil ağırlıklarımız teorik olup, teslim anındaki tartım değerleri geçerlidir.
Weighting values are valid at the time of delivery, since the weights of the profiles are theoretical.

DÜŞEY BAĞLANTI AKSESUARLARI / MULLION CONNECTION PARTS



Düşey Profil Mullion Profile	Kullanılan Aksesuar Accessories	Aksesuar Profil Kodu Accessories Profile Code
F50.M06.16	MB01.442	MB01
F50.M08.16	MB01.642	MB01
F50.M10.20	MB01.834	MB01
F50.M12.25	MB01.1029	MB01
F50.M14.30	MB01.1224	MB01
F50.M16.30	MB01.1414	MB01

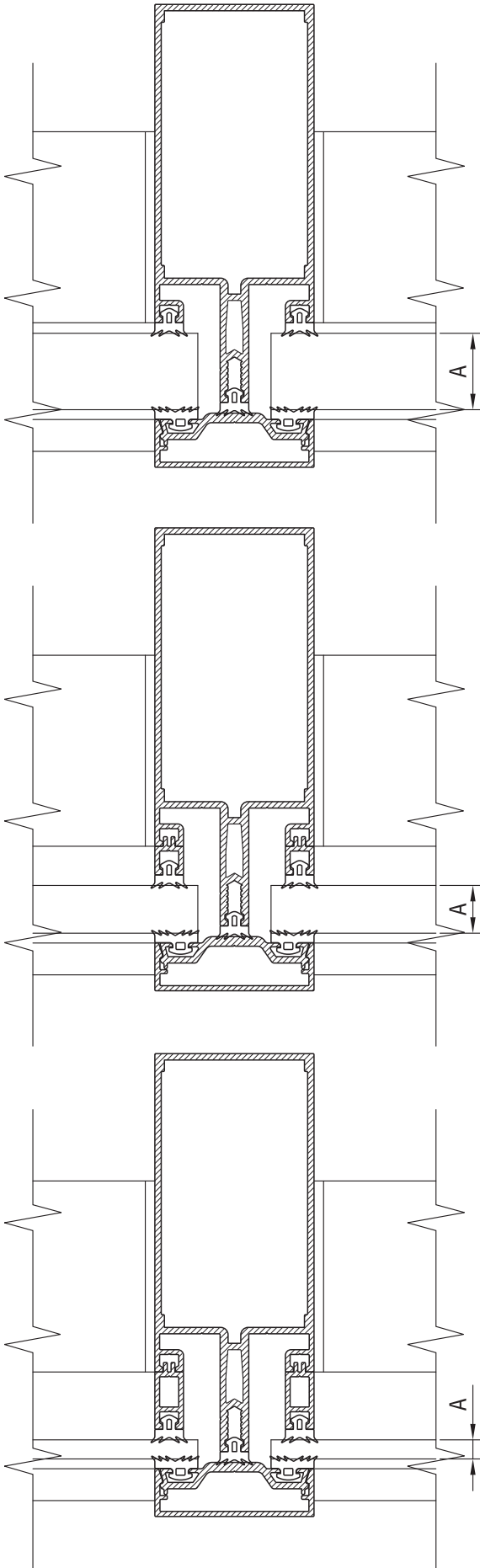
YATAY BAĞLANTI AKSESUARLARI / TRANSOM CONNECTION PARTS



Yatay Profil Transom Profile	Kullanılan Aksesuar Accessories	Aksesuar Profil Kodu Accessories Profile Code
F50.M06.16	TB01.442	TB01
F50.M08.16	TB01.642	TB01
F50.M10.20	TB01.834	TB01
F50.M12.25	TB01.1029	TB01
F50.M14.30	TB01.1224	TB01
F50.M16.30	TB01.1414	TB01

DEM - 50F

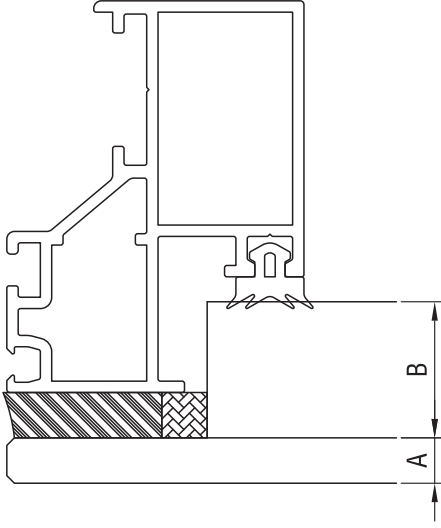
CAM TABLOSU / GLASS TABLE



A	İç Cam Fitili Gasket Inside	Gaga Fitili Gasket	Tek Cam Çıtası Adapter Profile
32 mm	FTL11	FTL19	-
31 mm	FTL11	FTL18	-
30 mm	FTL11	FTL17	-
29 mm	FTL11	FTL16	-
28 mm	FTL11	FTL15	-
27 mm	FTL11	FTL14	-
26 mm	FTL11	FTL13	-
25 mm	FTL11	FTL12	-
24 mm	FTL11	FTL11	-
23 mm	FTL12	FTL11	-
22 mm	FTL13	FTL11	-
21 mm	FTL14	FTL11	-
20 mm	FTL15	FTL11	-
19 mm	FTL16	FTL11	-
18 mm	FTL17	FTL11	-
17 mm	FTL18	FTL11	-
16 mm	FTL19	FTL11	-
15 mm	FTL11	FTL11	F50.G09.15
14 mm	FTL12	FTL11	F50.G09.15
13 mm	FTL13	FTL11	F50.G09.15
12 mm	FTL14	FTL11	F50.G09.15
11 mm	FTL15	FTL11	F50.G09.15
10 mm	FTL16	FTL11	F50.G09.15
9 mm	FTL17	FTL11	F50.G09.15
8 mm	FTL18	FTL11	F50.G09.15
7 mm	FTL19	FTL11	F50.G09.15
6 mm	FTL11	FTL11	F50.G18.15
5 mm	FTL12	FTL11	F50.G18.15
4 mm	FTL13	FTL11	F50.G18.15

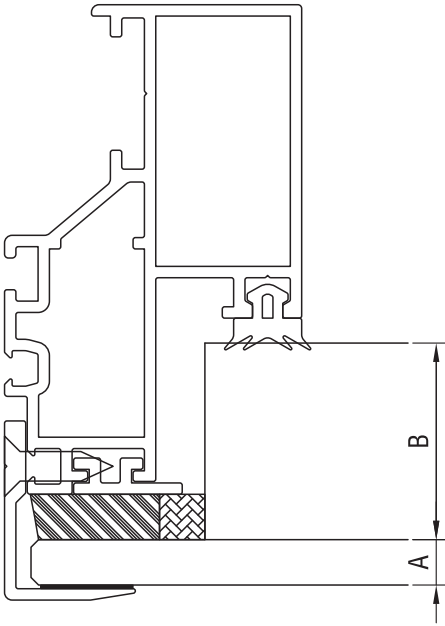
DEM - 50F

CAM TABLOSU / GLASS TABLE



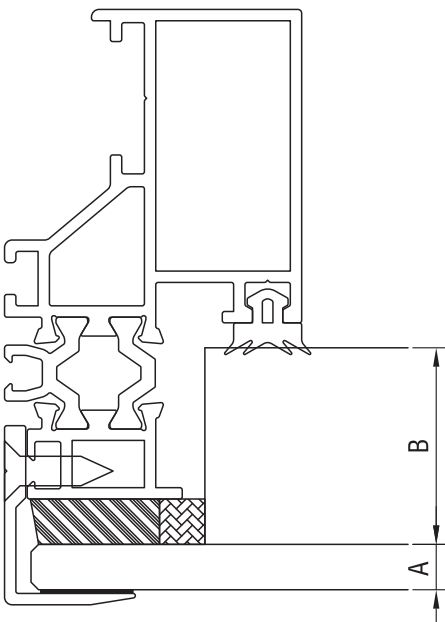
F50.V36.15 için / For F50.V36.15;

A	B	İç Cam Fitili Gasket Inside	Tırnak Profili Sealing Gasket	Tek Cam Çıtası Adapter Profile
5 - 6 - 8 mm	18 mm	FTL11	-	-
5 - 6 - 8 mm	17 mm	FTL12	-	-
5 - 6 - 8 mm	16 mm	FTL13	-	-
5 - 6 - 8 mm	15 mm	FTL14	-	-
5 - 6 - 8 mm	14 mm	FTL15	-	-
5 - 6 - 8 mm	13 mm	FTL16	-	-
5 - 6 - 8 mm	-	FTL11	-	F50.G18.15



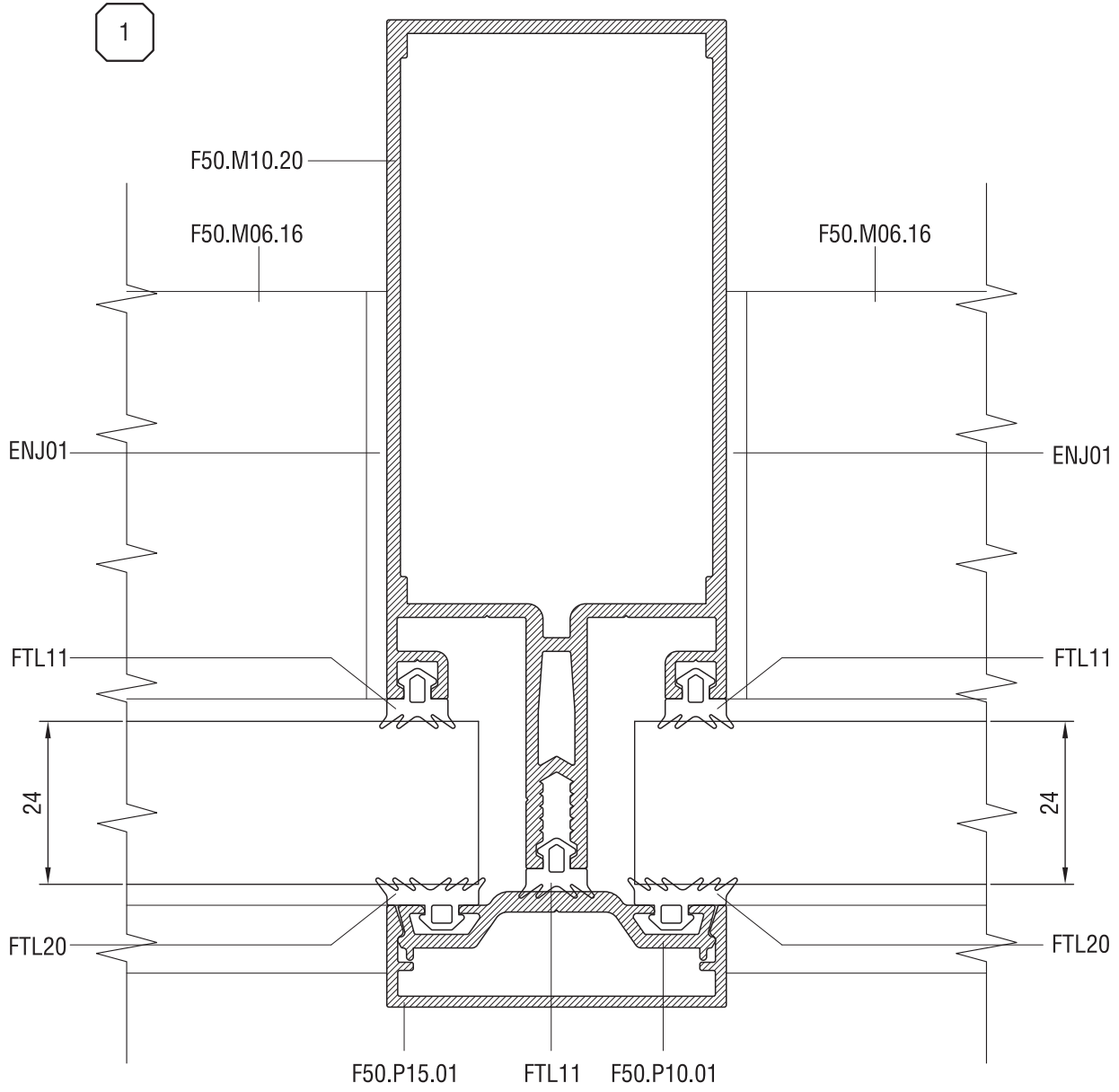
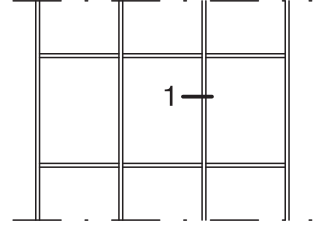
F50.V41.15 ve F50.YV41.15 için / For F50.V41.15 and F50.YV41.15;

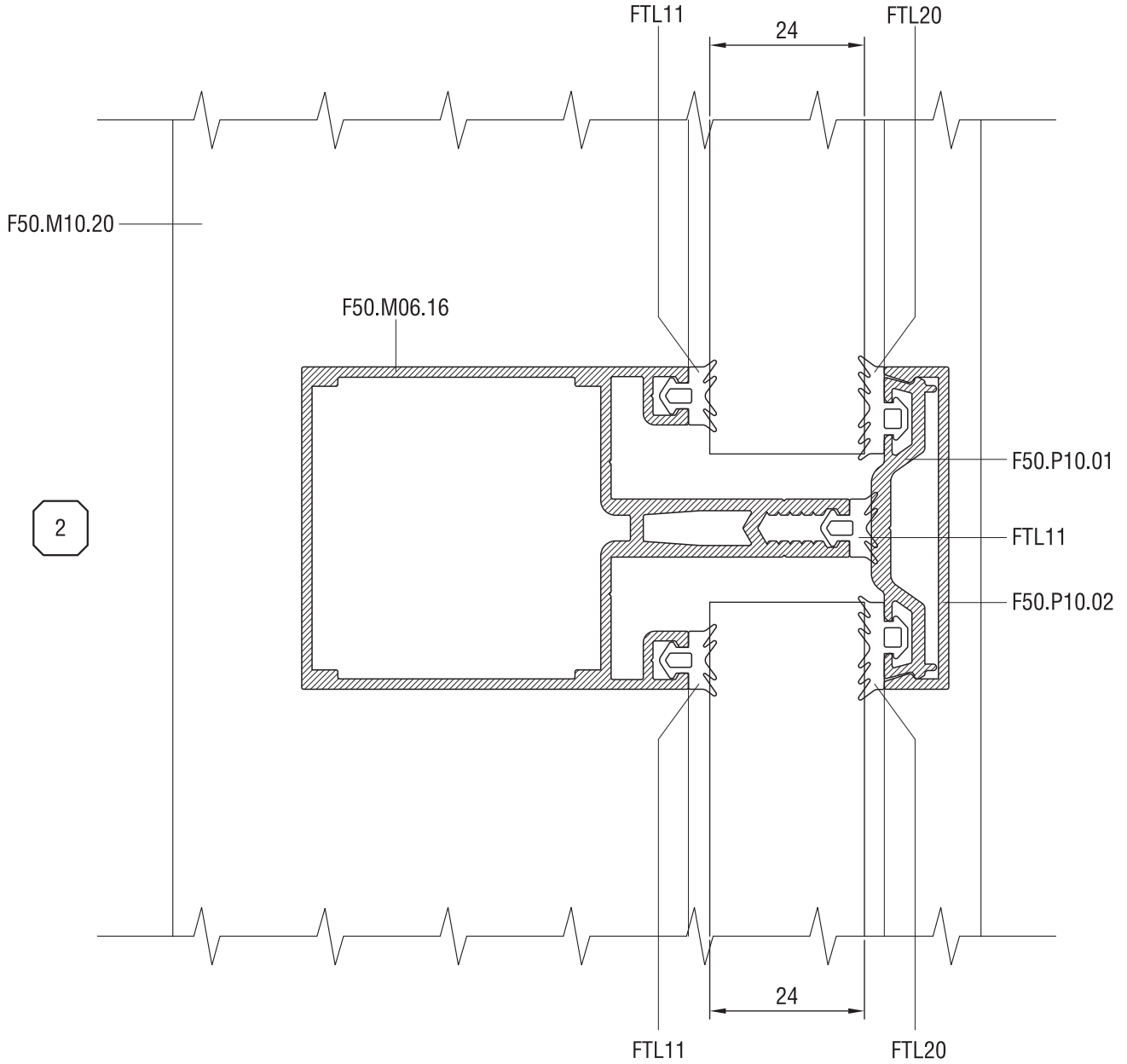
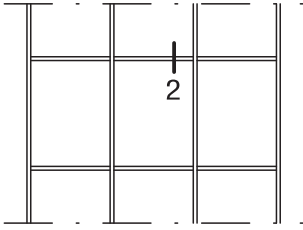
A	B	İç Cam Fitili Gasket Inside	Tırnak Profili Sealing Gasket	Tek Cam Çıtası Adapter Profile
5 - 6 mm	26 mm	FTL11	F50.G01.15	-
5 - 6 mm	25 mm	FTL12	F50.G01.15	-
5 - 6 mm	24 mm	FTL13	F50.G01.15	-
5 - 6 mm	23 mm	FTL14	F50.G01.15	-
5 - 6 mm	22 mm	FTL15	F50.G01.15	-
5 - 6 mm	21 mm	FTL16	F50.G01.15	-
5 - 6 mm	20 mm	FTL17	F50.G01.15	-
5 - 6 mm	19 mm	FTL18	F50.G01.15	-
5 - 6 mm	18 mm	FTL19	F50.G01.15	-
5 - 6 mm	17 mm	FTL11	F50.G01.15	F50.G09.15
5 - 6 mm	16 mm	FTL12	F50.G01.15	F50.G09.15
5 - 6 mm	15 mm	FTL13	F50.G01.15	F50.G09.15
5 - 6 mm	14 mm	FTL14	F50.G01.15	F50.G09.15
5 - 6 mm	13 mm	FTL15	F50.G01.15	F50.G09.15
5 - 6 mm	-	FTL11	F50.G01.15	F50.G26.15



DEM - 50F

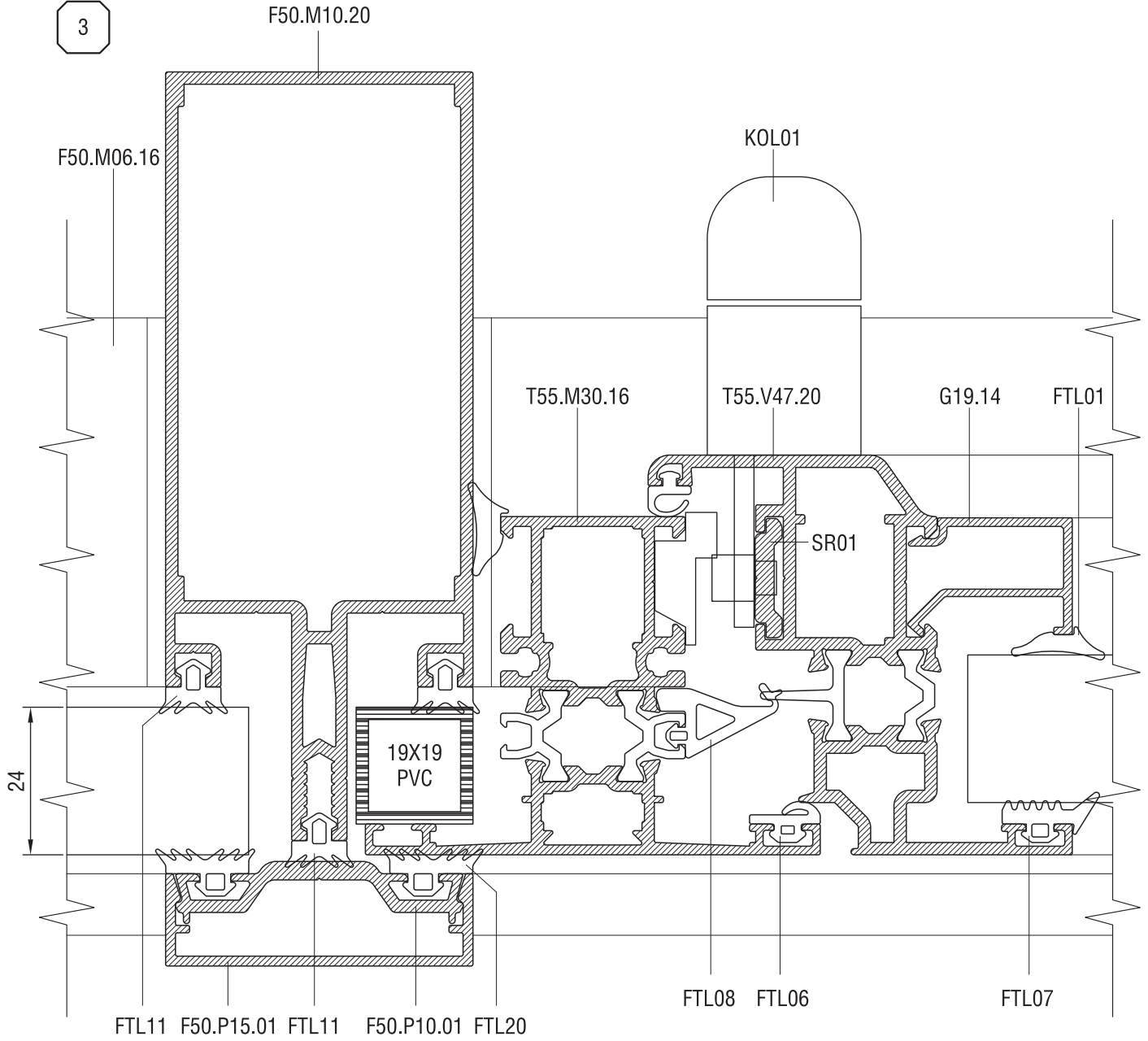
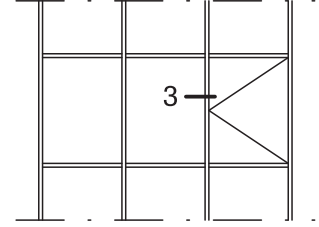
DETAYLAR / DETAILS

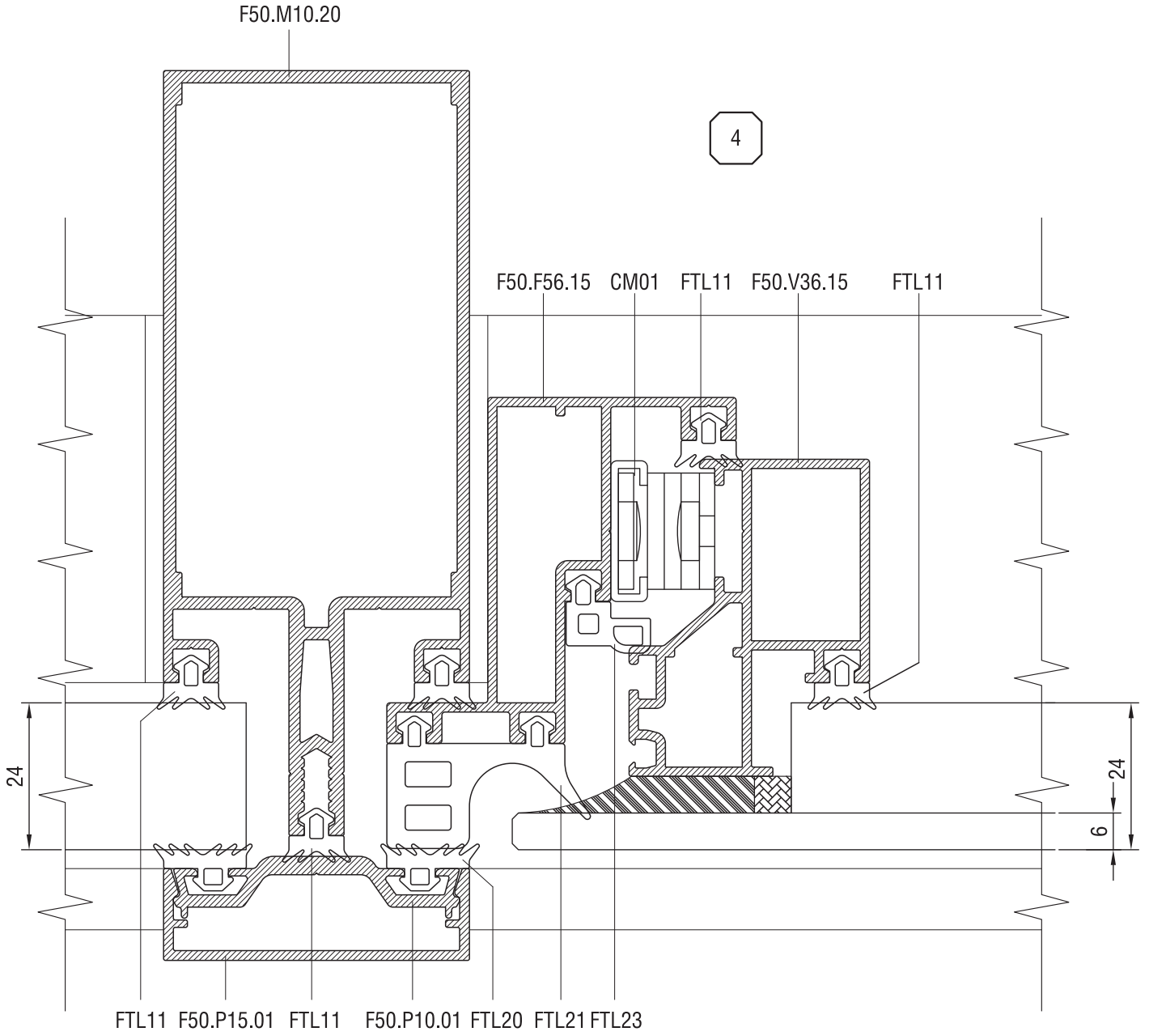
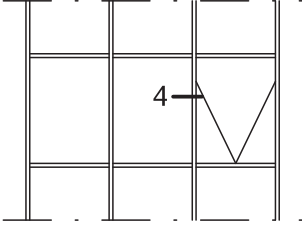




DEM - 50F

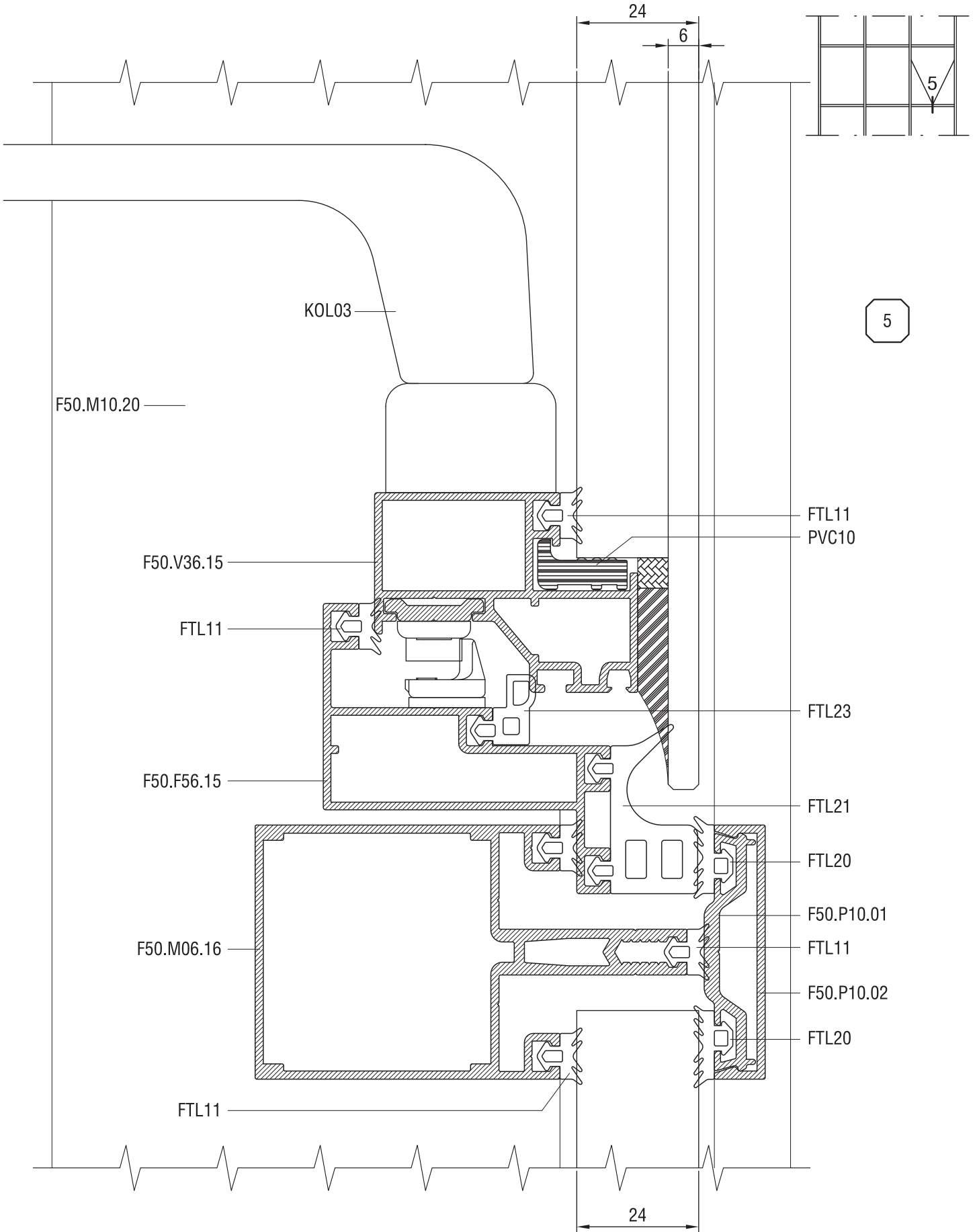
DETAYLAR / DETAILS

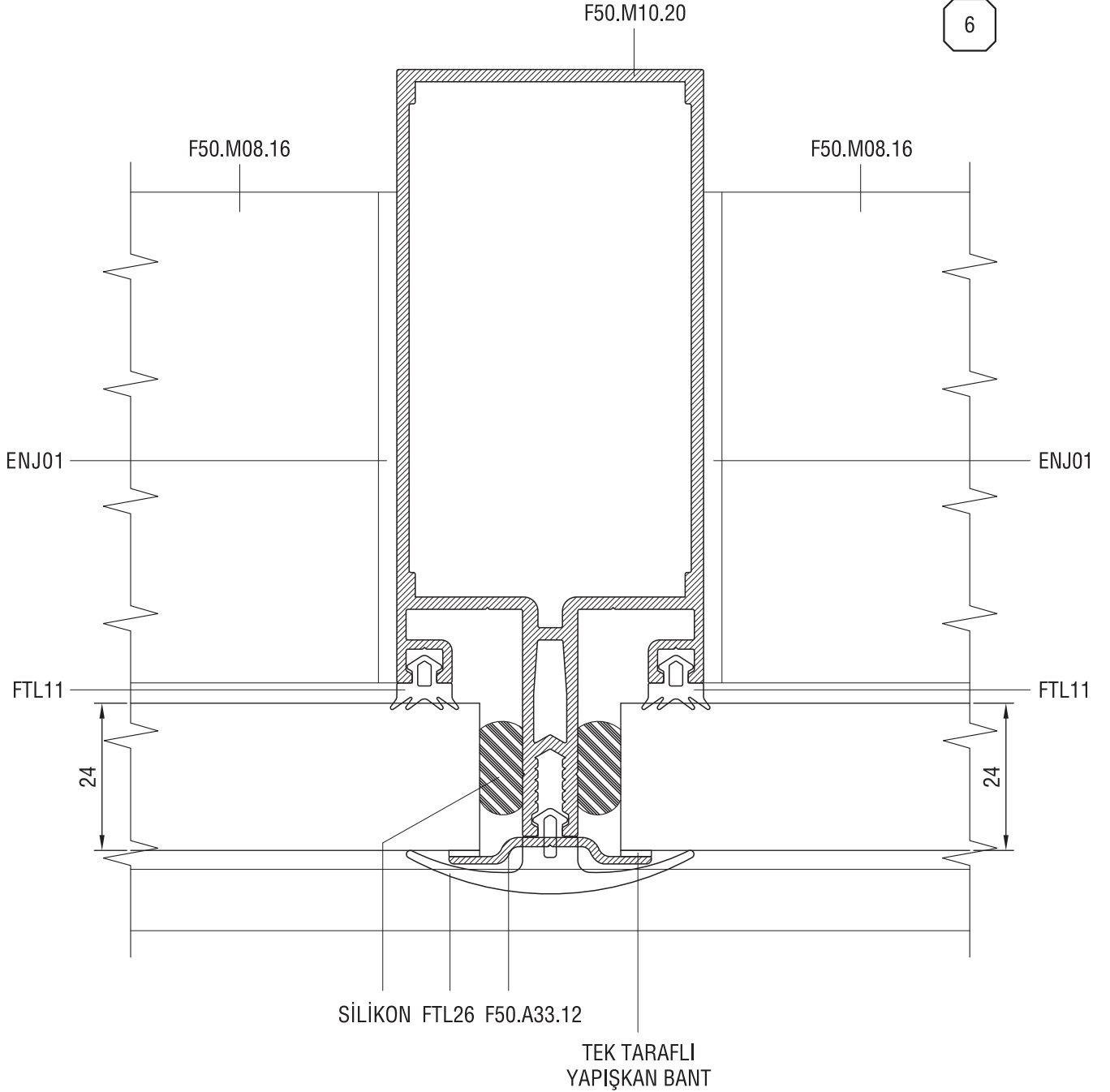
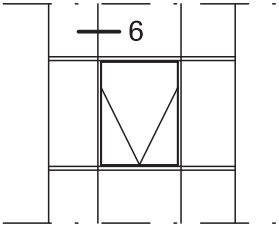




DEM - 50F

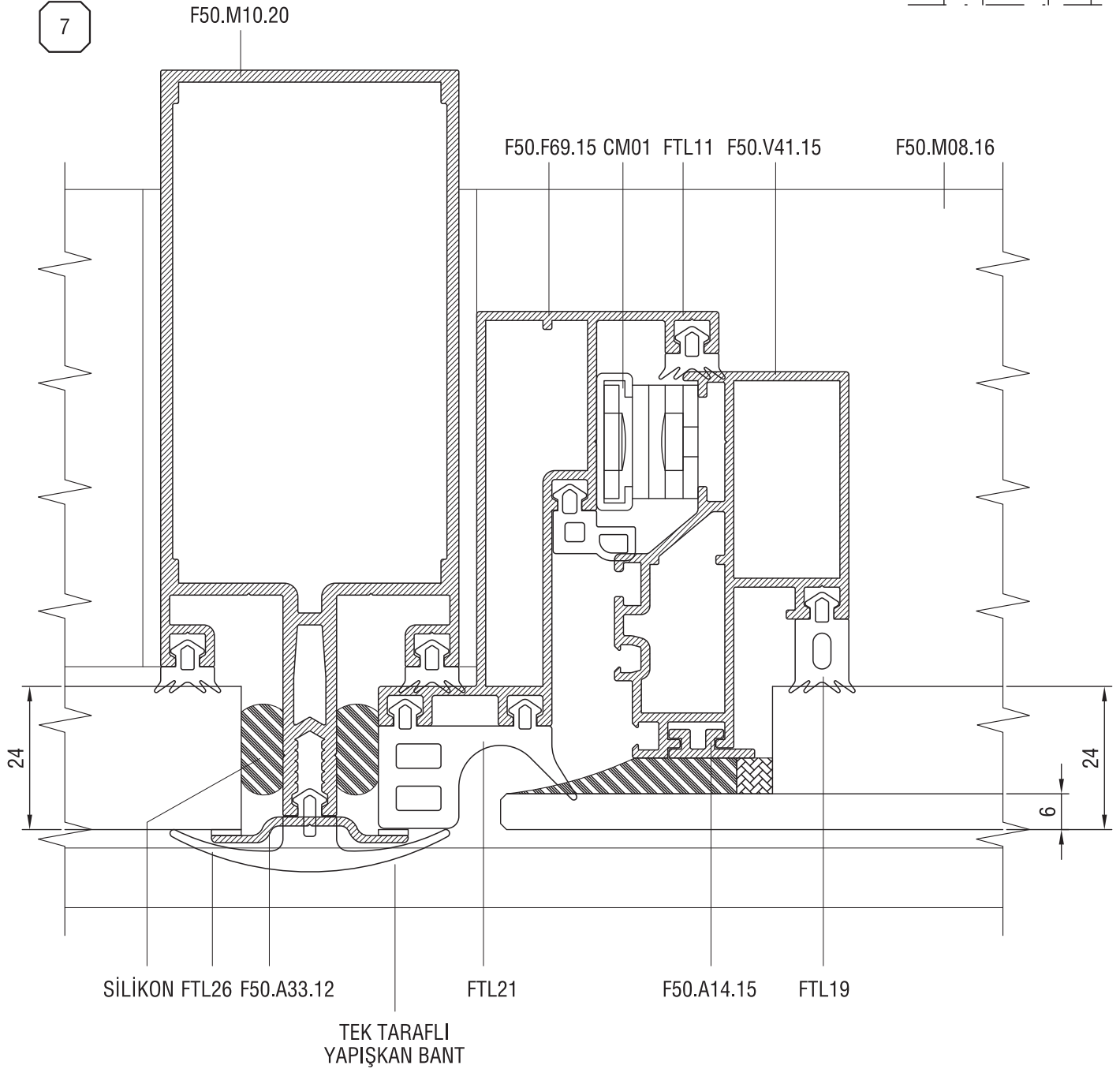
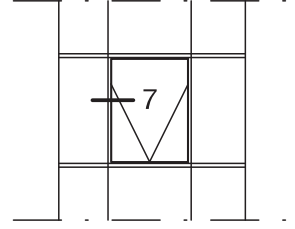
DETAYLAR / DETAILS

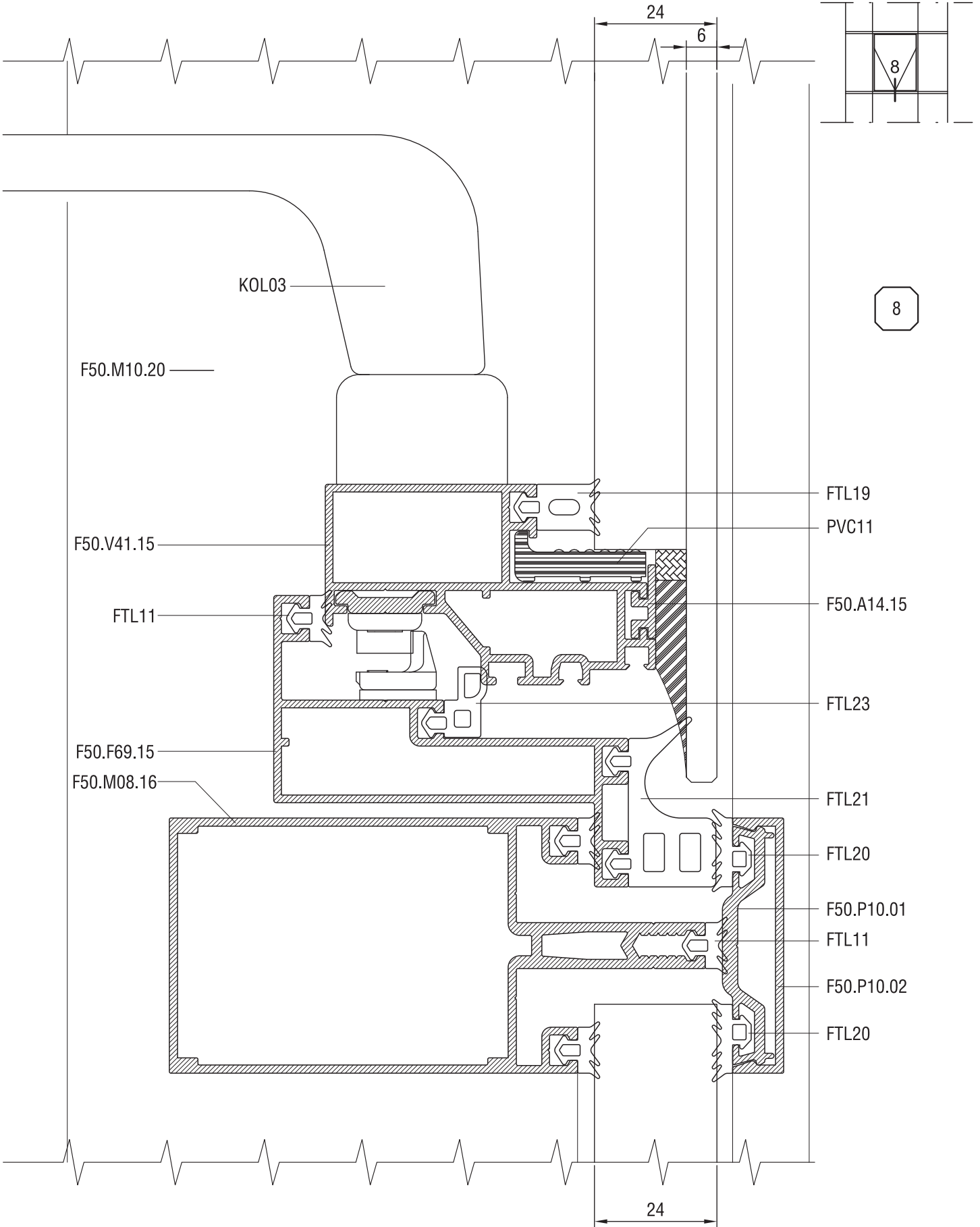




DEM - 50F

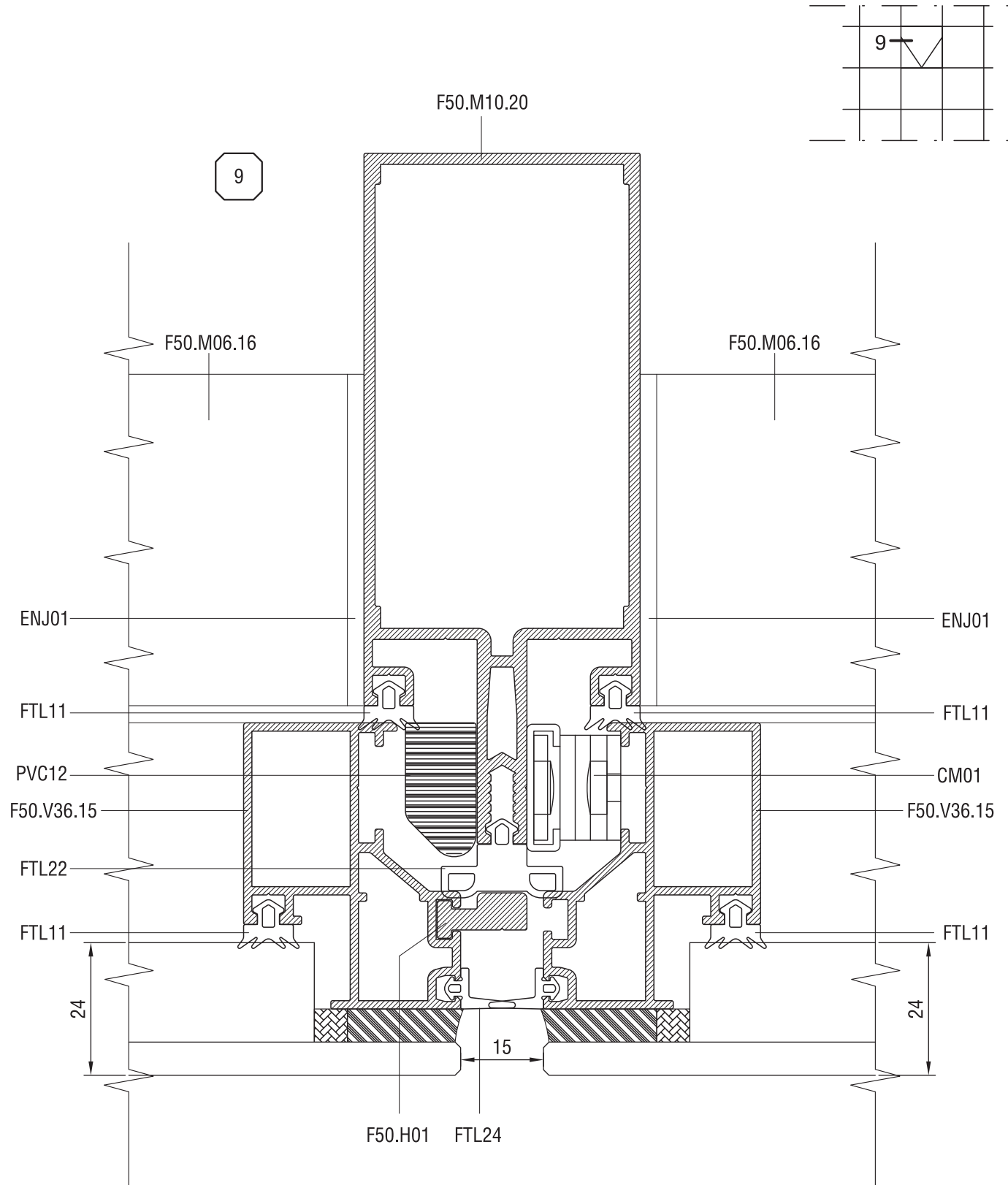
DETAYLAR / DETAILS

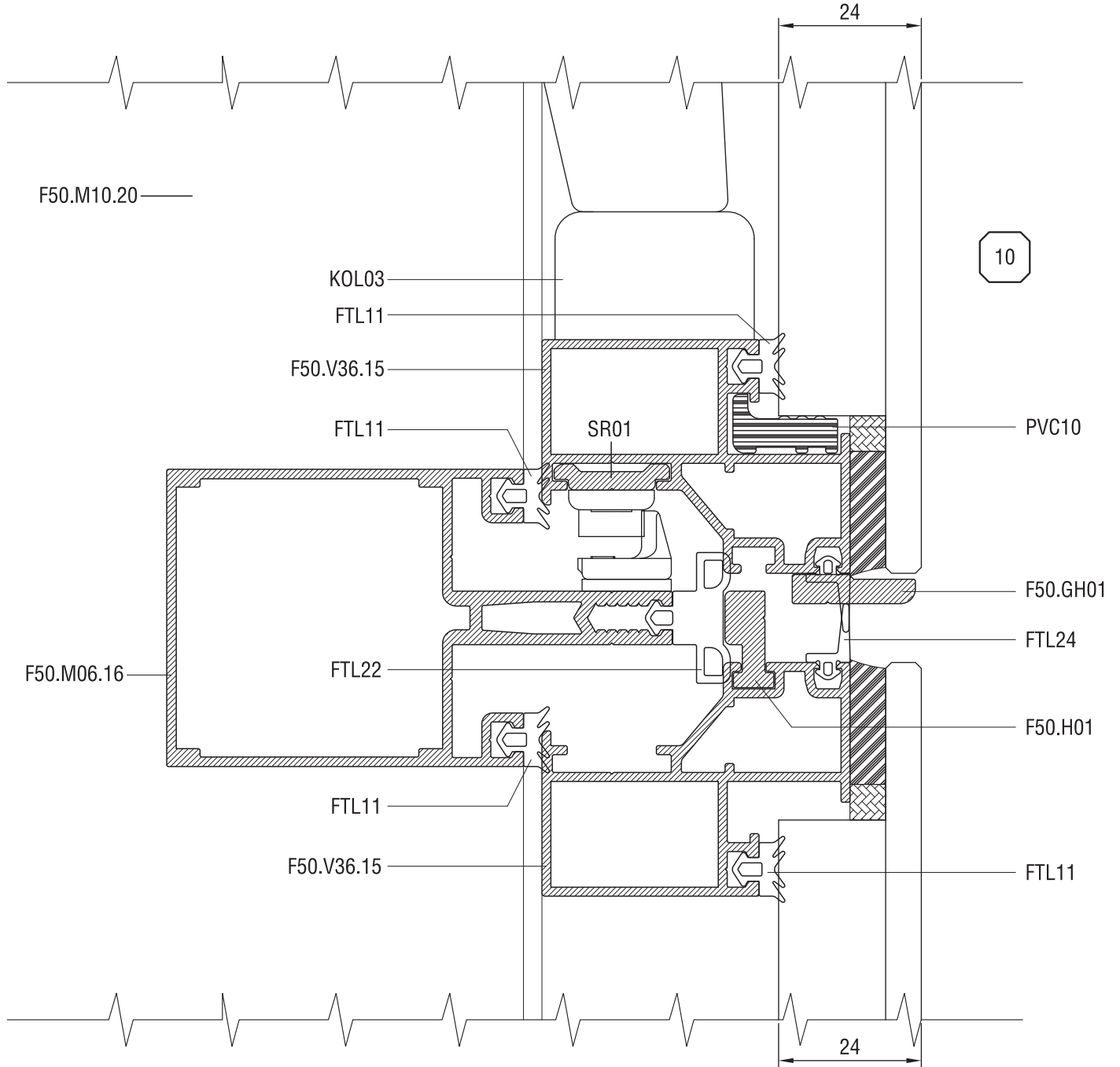
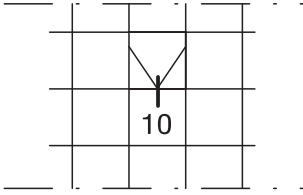




DEM - 50F

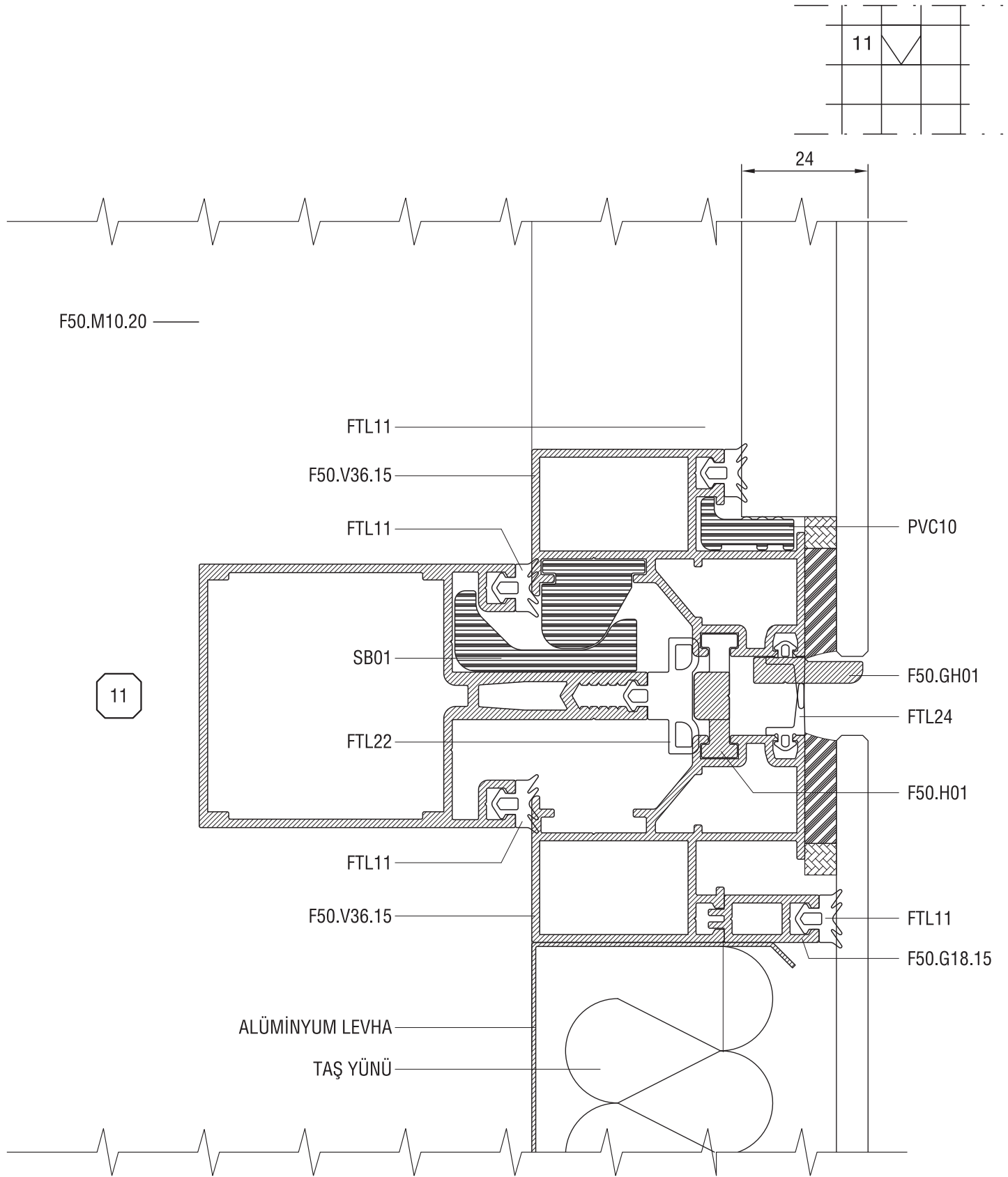
DETAYLAR / DETAILS

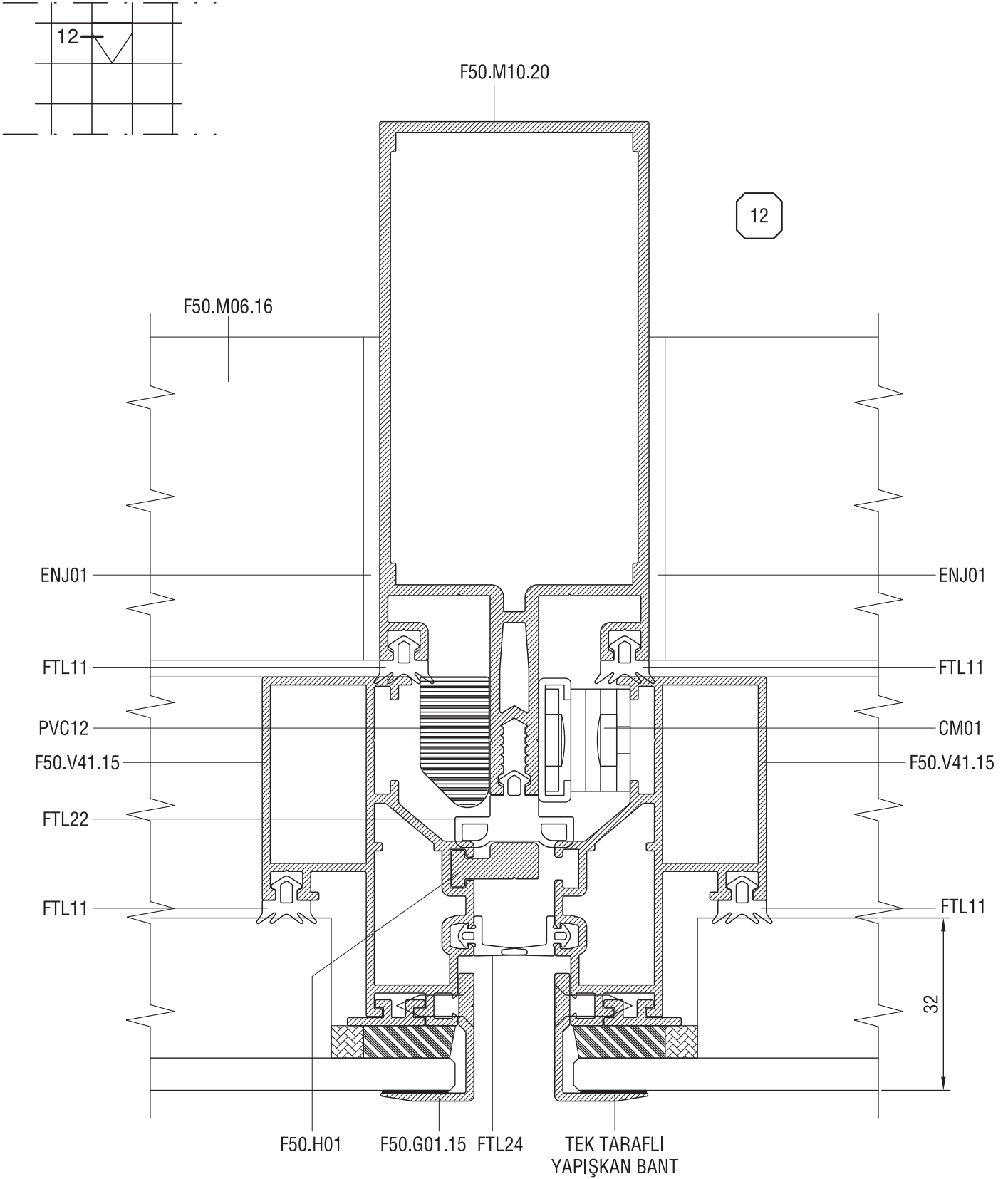




DEM - 50F

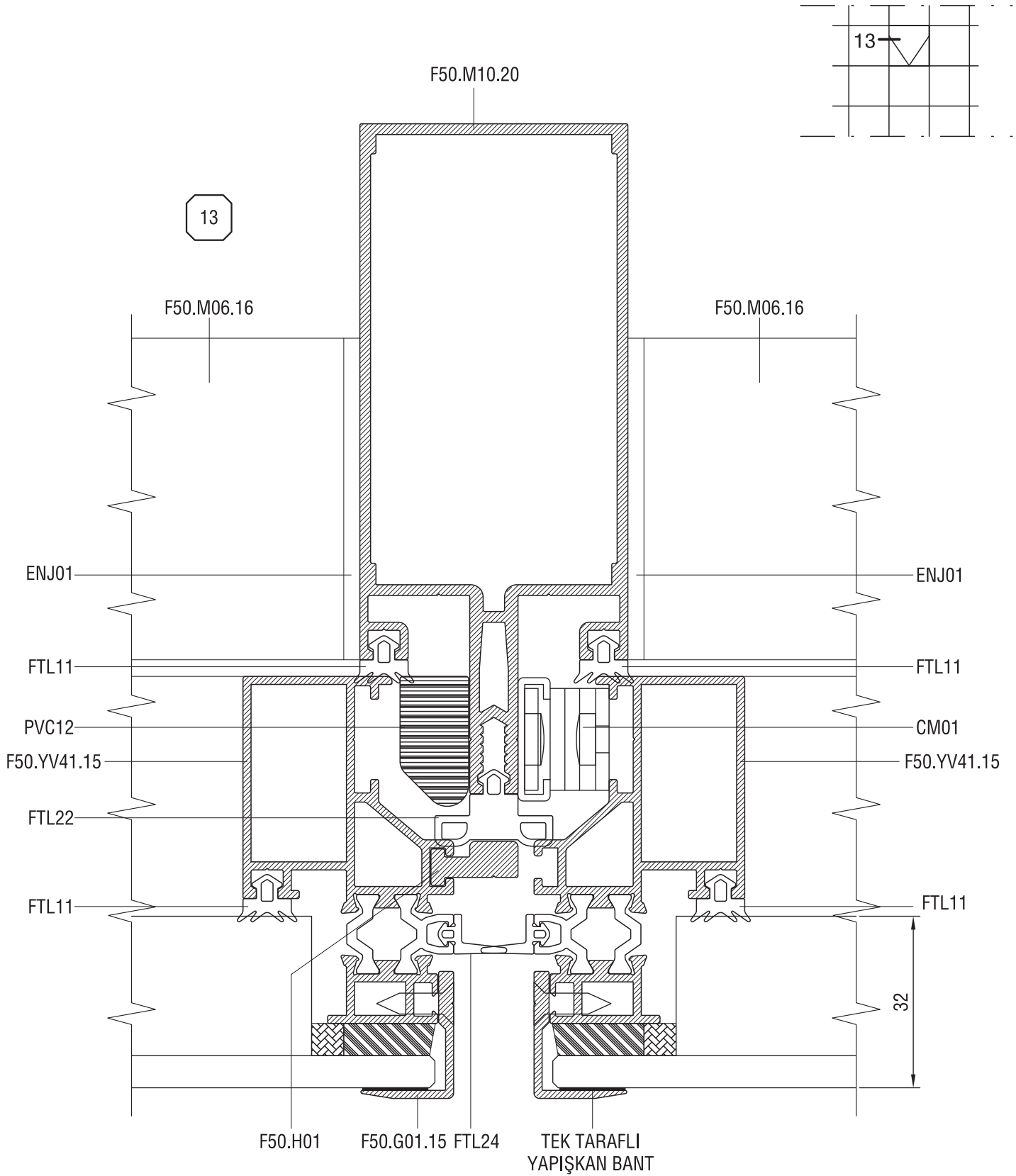
DETAYLAR / DETAILS

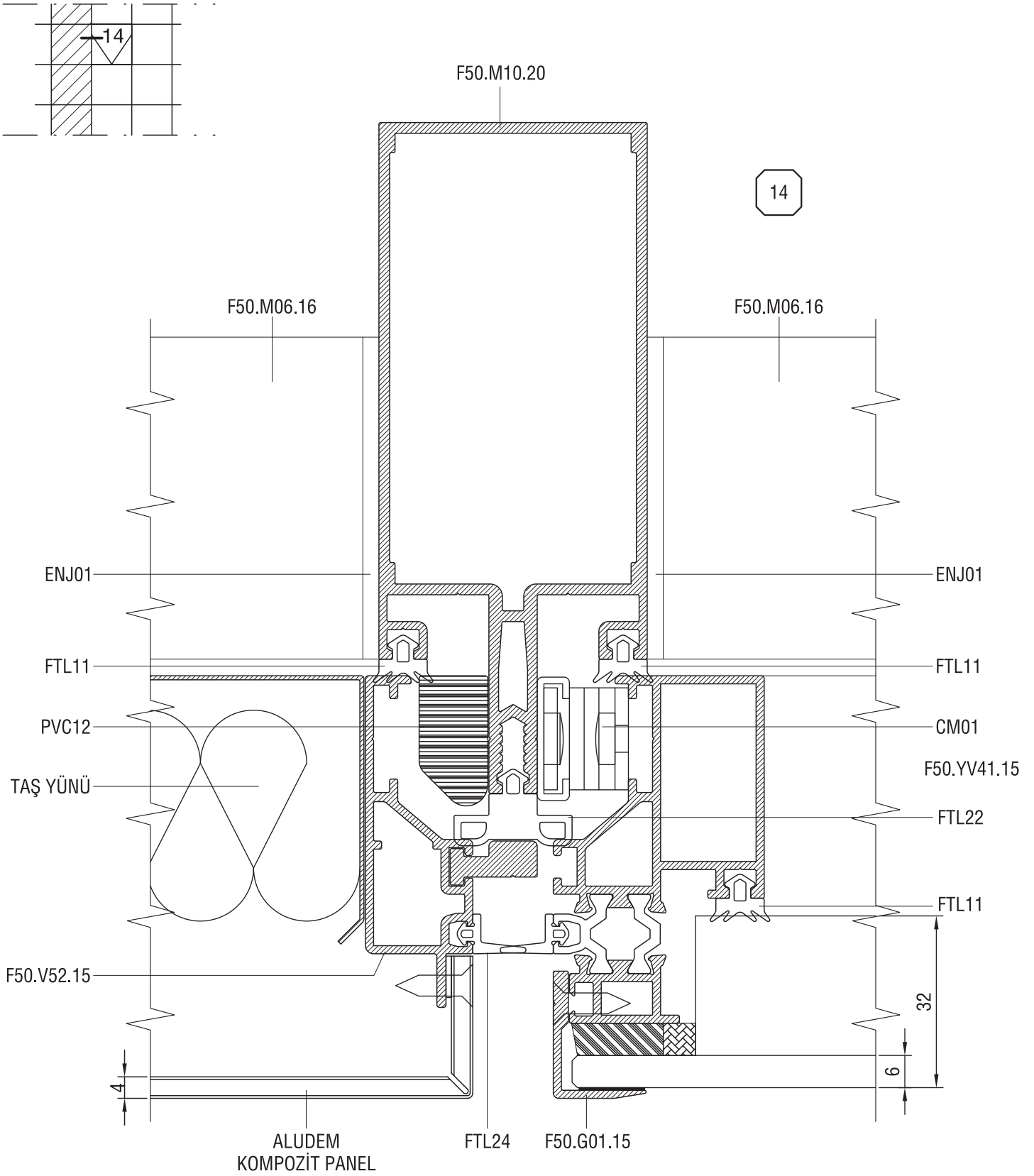




DEM - 50F

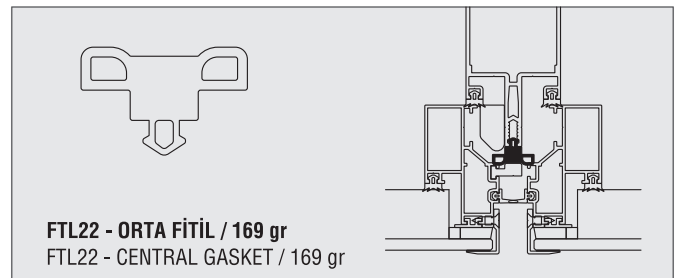
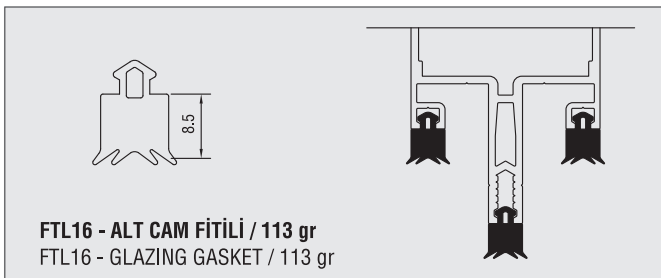
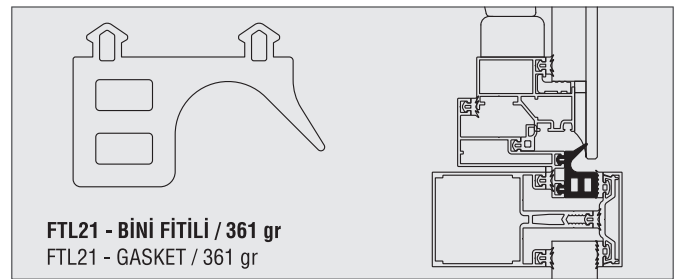
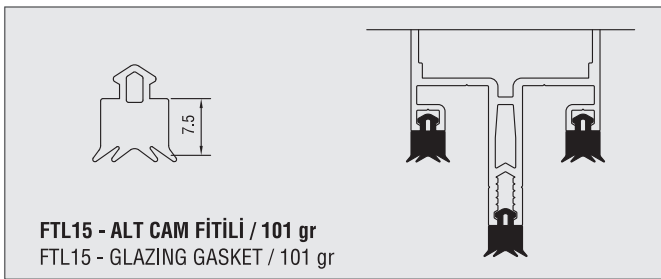
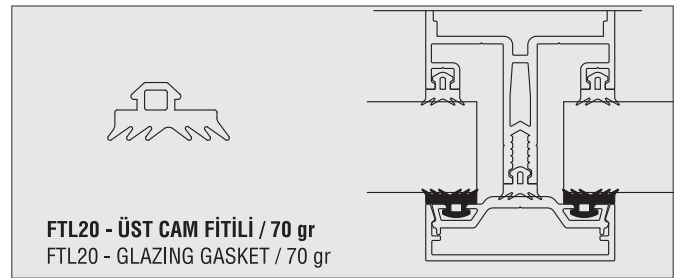
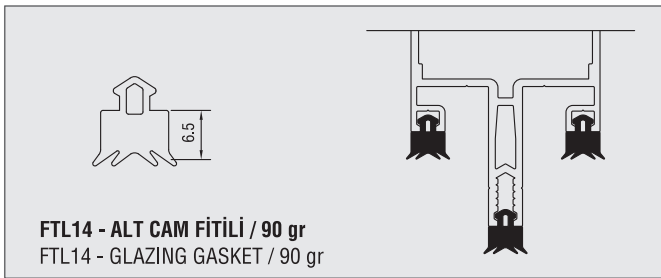
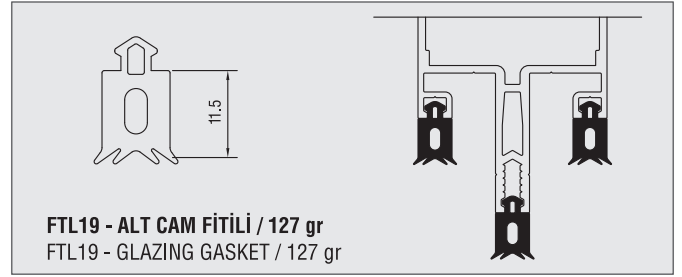
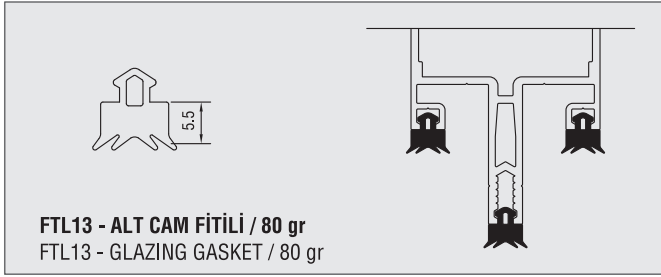
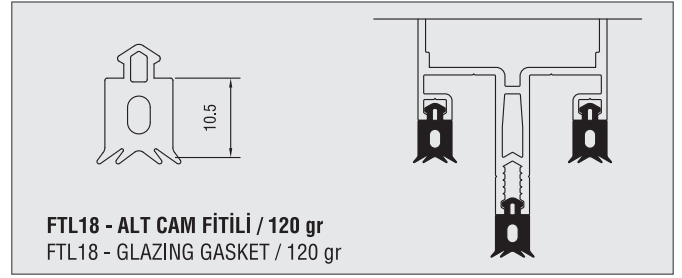
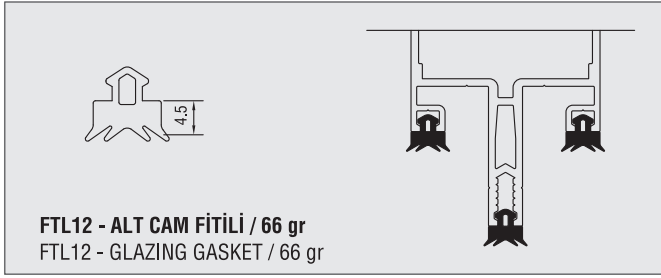
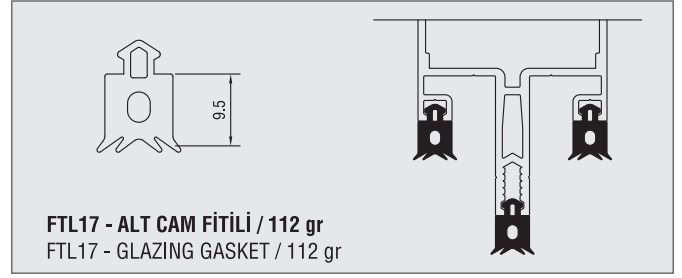
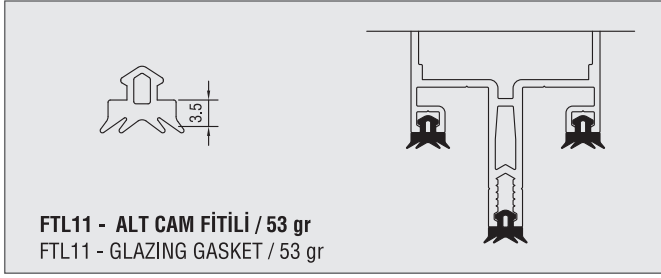
DETAYLAR / DETAILS

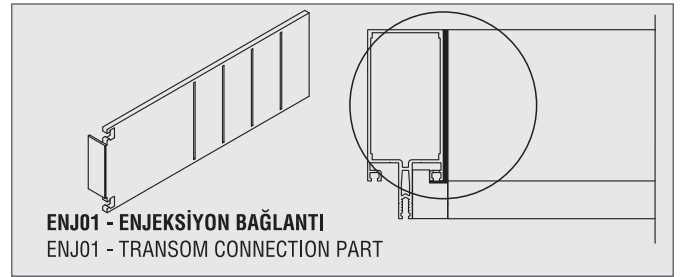
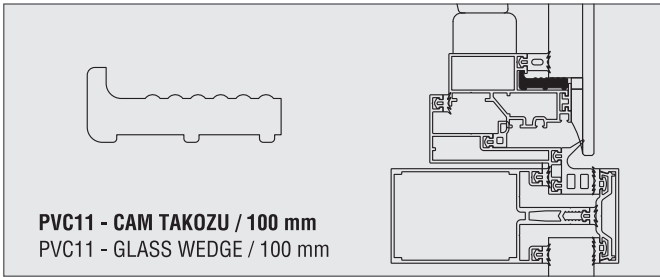
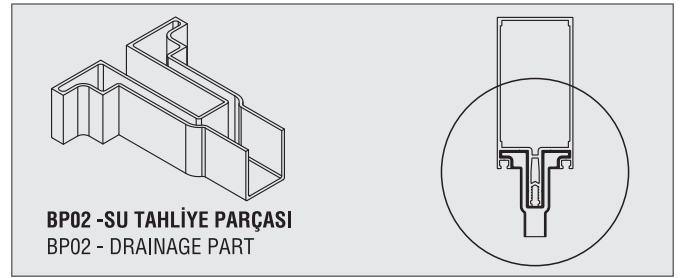
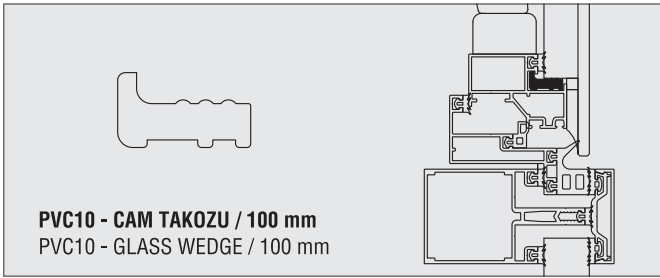
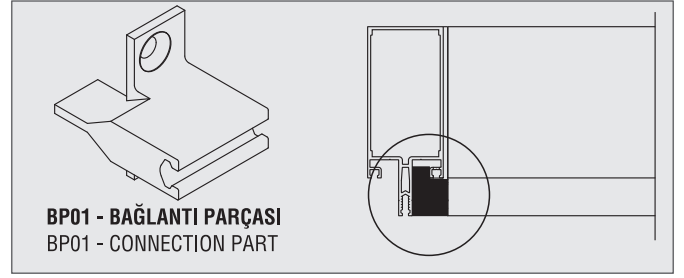
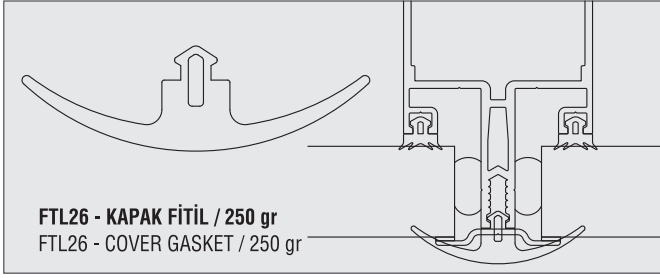
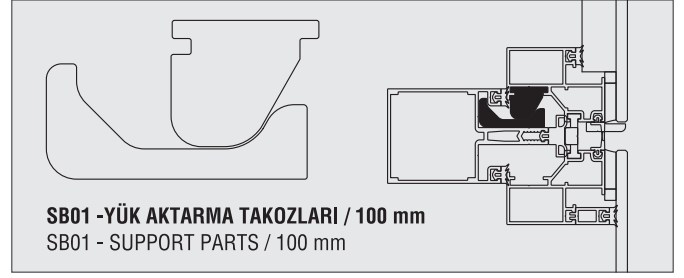
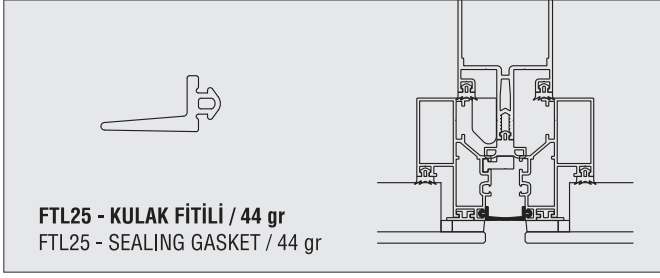
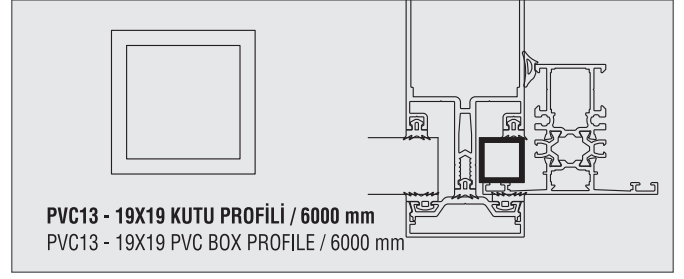
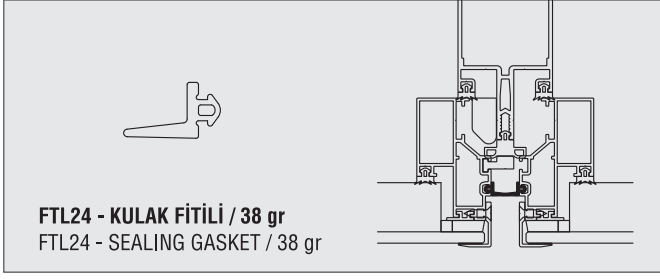
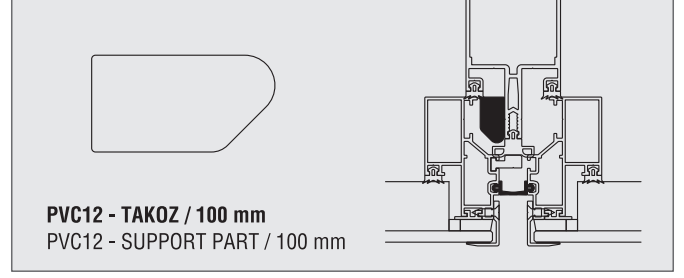
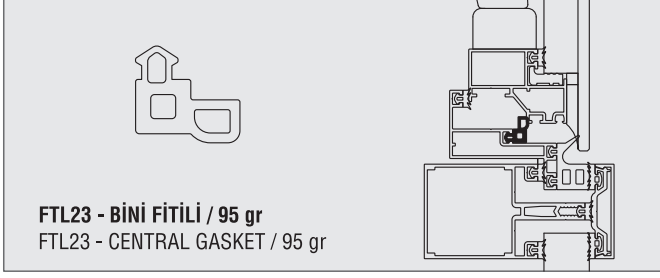




DEM - 50F


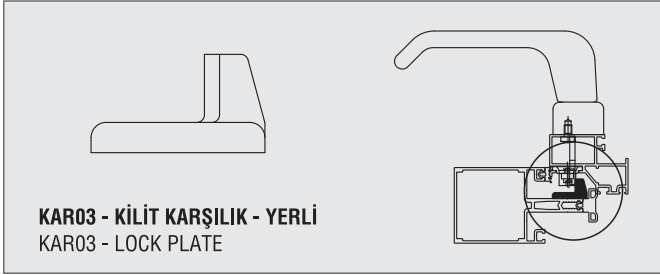


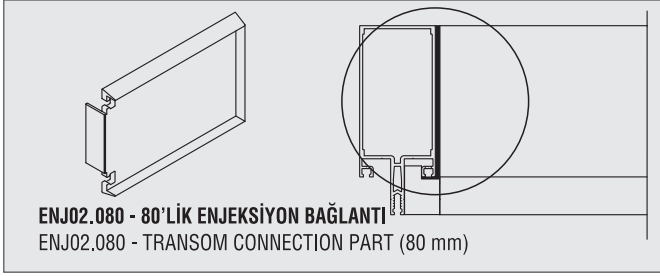
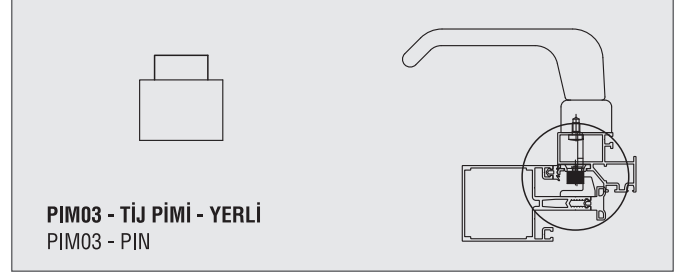
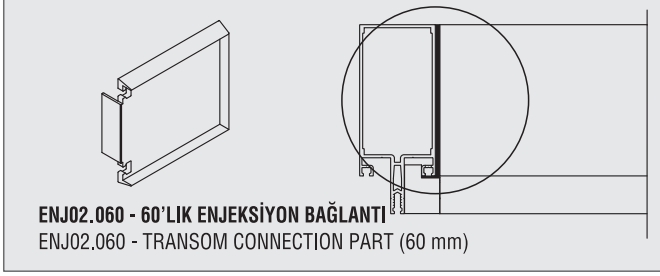
AKSESUARLAR / ACCESSORIES



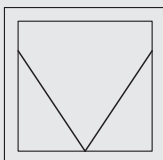


DEM - 50F

AKSESUARLAR / ACCESSORIES



		KANAT BOYU / VENT HEIGHT				
MAKAS KODU / CODE		Maks. / Max.	Min. / Min.	Maks. Ağırlık Max. Weight	Açı / Angle	Makas Boyu Height
	CM01		635 mm	267 mm	37 kg	50°
CM02		787 mm	635 mm	45 kg	50°	313 mm (12")
CM03		1090 mm	787 mm	55 kg	50°	415 mm (16")
CM04		1500 mm	1090 mm	75 kg	45°	567 mm (22")
CM05		2200 mm	1270 mm	120 kg	20°	680 mm (26")



DIŞ CEPHE MAKASI
TOP HUNG WINDOW ACCESSORIE





ALUDEM

Aluminum Profile Systems

